

# **GENERAL CATALOGUE**

**6 DECADES OF HISTORY  
THE SAME COMPANY  
PROPERTY OVER  
THE YEARS**

**6 DECADI DI STORIA  
SEMPRE LA STESSA  
ED UNICA PROPRIETÀ**



Worldwide Fitness Company



PANATTA

**PANATTA  
HEADQUARTER  
ITALY**

CERTIFICATIONS



# PANATTA SHOWROOM ITALY - 1800 sqm

DESIGNED  
& MADE IN  
ITALY



THE WIDEST VARIETY  
OF EQUIPMENT DISPLAYED/  
MORE THAN 600 UNITS

# GENERAL CATALOGUE



<b>THE ORIGINAL</b>	<b>8</b>
<b>CARDIO</b>	<b>16</b>
ROSSOPURO	16
TOUCH	18
LED PLUS	28
FENIX	34
TOUCH	36
LED PLUS	42
ECOLINE	48
<b>STRENGTH</b>	<b>58</b>
SELECTORIZED	
FANTASTIC	62
MONOLITH	70
FIT EVO (machines/benches)	88
SEC (machines/benches)	124
SEC DUAL FUNCTION	142
PLATE LOADED	
FREEWEIGHT SPECIAL (machines/benches)	148
FREEWEIGHT ONE	182
FREEWEIGHT HP (machines/benches)	194
<b>POWERLIFTING</b>	<b>204</b>
BENCHES / RACKS / PLATFORMS	206

<b>FUNCTIONAL</b>	<b>210</b>
DFC - DYNAMIC FUNCTIONAL CAGE	210
INDOOR	212
INDOOR SMART	215
OUTDOOR	216
INSIDE	218
DUAL ADJUSTABLE PULLEY (4 models)	224
<b>GROUP ACTIVITIES</b>	<b>230</b>
RACE WALKER	232
INDOOR CYCLING	234
REFORMER	236
<b>OTHER CATEGORIES</b>	<b>240</b>
ACCESSORIES	241
AEROBIC	249
INTERIOR	250
GYM FLOOR	253
<b>PANATTA AMBASSADORS</b>	<b>250</b>
<b>SERVICES / REFERENCES</b>	<b>254</b>
AFTER SALE SERVICE	254
LAYOUT	256
REFERENCES	264
<b>ATELIER</b>	<b>288</b>



**THE FIRST AND  
THE ORIGINAL**  
ON THE WORLDWIDE  
FITNESS MARKET

THE FIRST AND THE ORIGINAL – EVERYTHING IS MADE OF MATTER AND ENERGY

First, Panatta unflinchingly generates fitness equipment never before seen on the market, which then gets copied all over the world. The list is extensive and spans various product lines, each one testifying to the company's commitment to surpassing conventional limits. In just the last two years, 60 pieces of "The First and the Original" equipment have been created. Additionally, we are preparing the history of Rudi Panatta, the company founder, with photos and videos of the first models he invented. A sticker is applied to each machine to highlight its originality and exclusivity: "The First and The Original in Worldwide Fitness Market." The claim requires no further explanation.

Prima Panatta genera costantemente attrezzature fitness non presenti sul mercato, poi queste sono copiate in tutto il mondo. L'elenco spazia attraverso varie serie, ognuna testimonianza dell'impegno dell'azienda nel superare i limiti convenzionali: solamente negli ultimi due anni sono stati creati 60 macchinari The First and The Original. Un logo è applicato sugli esemplari per sottolinearlo: "The First and The Original on the Worldwide Fitness Market", appunto: primi e originali nel mercato Fitness mondiale.



DISCOVER  
ALL THE  
MACHINES  
CREATED BY  
**RUDY PANATTA**

FOUNDER AND OWNER OF PANATTA

**FREWEIGHT SPECIAL**



SUPER LOWER CHEST  
FLIGHT MACHINE



SUPER HORIZONTAL  
MULTI PRESS



SUPER VERTICAL  
MULTI PRESS



SUPER ROWING  
MACHINE CIRCULAR



T-BAR ROW



FRONT DORSY BAR



Find more

**FREWEIGHT SPECIAL**



**SUPER SHRUG MACHINE**



**THREE ANGLES  
BICEPS MACHINE**



**FOUR ANGLES  
BICEPS MACHINE**


**FREWEIGHT SPECIAL**



**VIKING PRESS AND CALF**



**POWER SMITH MACHINE  
DUAL SYSTEM**



**POWER SMITH MACHINE  
DUAL SYSTEM UPPER**



**ALTERNATE PREACHER  
CURL MACHINE**



**ALTERNATE  
ARM CURL 120**



**ALTERNATE  
ARM CURL -45**



**PREACHER CURL BENCH**



**CURL RACK BENCH**

**FREWEIGHT HP BENCHES**



**SUPER FRENCH  
PRESS MACHINE**



**THREE ANGLES  
TRICEPS MACHINE**



**TOTAL CORE  
CRUNCH MACHINE**



**ADJUSTABLE STANDING  
CURL BENCH**



**POWER TOWER**



**SUPER OLYMPIC  
INCLINED BENCH**



**STANDING ABDUCTOR**



**3D ABDUCTOR**



**SUPER PECK BACK**



**SUPER OLYMPIC  
SHOULDER BENCH**



**TRICEPS BENCH**

**FREWEIGHT ONE**



SHRUG MACHINE



ADJUSTABLE ROW 45°



FRENCH PRESS MACHINE



BICEPS MACHINE



SQUAT AND CALF MACHINE



LEG EXTENSION




POWER SMITH MACHINE  
MULTI ANGLES



LEG PRESS 45°


**FANTASTIC**



VERTICAL PEK DEK



VERTICAL MULTI PRESS



PULLOVER MACHINE

**MONOLITH**



STANDING MULTI FLIGHT



STANDING TOTAL ARMS




FRENCH PRESS MACHINE



PECK BACK



LAT MACHINE



TRICEPS MACHINE



STANDING ABDUCTOR



MASTER GLUTEUS PLUS

**FIT EVO**



TOTAL BACK



TOTAL PRESS



STANDING MULTI FLIGHT



FRENCH PRESS MACHINE



ALTERNATE PRONATING TRICEPS



ALTERNATE SUPINATING BICEPS



STANDING TOTAL ARMS



ALTERNATE STANDING TOTAL ARMS



POWER RUNNER



MASTER GLUTEUS PLUS



STANDING ABDUCTOR MACHINE

**DUAL FUNCTION**



DUAL CHEST PRESS | ROWING MACHINE CONVERGENT

**ECOLINE**



ECOCLIMBER

**IN THE REALM OF CREATIVITY, YOU SOMETIMES ENCOUNTER SOMETHING UNPRECEDENTED.**

Other times, genius lies in assembling existing inventions, still creating something incredibly useful and exceptional. Inventions are always potentially present: the only limit is awareness.

This is why copying is easy.

*Sono stato il primo, gli altri copiano e arrivano secondi, ma spesso non sanno nemmeno copiare.*

*Rudy Panatta*

*I've always been first, and I've always been copied; but those who copied me came second, and often couldn't even copy properly.*

# ROSSOPURO CARDIO FITNESS MAIN FEATURES

## DESIGNED AND MADE IN ITALY

Rossopuro is a professional high-end cardio fitness line, 100% Made in Italy.

## FRAME COLOR CUSTOMIZATION

Choose your favorite color to customize the frame from many variations between standard and optional colors.

## SLEEK AND COMPACT DESIGN

Each machine is designed with meticulous attention to detail, offering a sleek design and advanced features that perfectly suit each user's needs.

## INNOVATIVE USER INTERFACE

Advanced monitoring of performance that allows you to control every aspect of your workout and the activity pilot to guide you to correct posture during exercise.

## LED INDICATOR LIGHTS

LED signaling system that indicates whether a machine is available or being vacated.



# ROSSOPURO TOUCH

I macchinari Rossopuro Touch sono dotati di tecnologie innovative e di funzionalità all'avanguardia, come il monitoraggio avanzato delle performance che permette il controllo di ogni aspetto del proprio allenamento e l'activity pilot per guidare l'utente verso la corretta postura durante l'esercizio.

Rossopuro Touch machines are equipped with innovative technology and cutting-edge features, such as advanced performance monitoring that allows you to control every aspect of your workout and the activity pilot to guide you to the correct posture during exercise.

FR. Les machines Rossopuro Touch sont dotées d'une technologie innovante et de fonctionnalités de pointe, telles que le contrôle avancé des performances qui vous permet de contrôler chaque aspect de votre entraînement et le pilote d'activité qui vous guide vers la posture correcte pendant l'exercice.

ES. Las máquinas Rossopuro Touch están equipadas con tecnología innovadora y funciones de vanguardia, como la monitorización avanzada del rendimiento que le permite controlar todos los aspectos de su entrenamiento y el piloto de actividad para guiarle hacia la postura correcta durante el ejercicio.

DE. Die Rossopuro Touch-Geräte sind mit innovativer Technologie und hochmodernen Funktionen ausgestattet, wie z. B. der fortschrittlichen Leistungsüberwachung, mit der Sie jeden Aspekt Ihres Trainings steuern können, und dem Aktivitätspiloten, der Sie während des Trainings in die richtige Haltung führt.

RU. Тренажеры Rossopuro Touch оснащены инновационными технологиями и самыми современными функциями, такими как расширенный мониторинг производительности, позволяющий контролировать каждый аспект тренировки, и пилот активности, подсказывающий правильную позу во время занятий.

AR. طوطخب زيومت - شتات سكينيف ويدراك عون نم شدحال ائفالا تادادع الة قمظنأ يف هيكدؤة فيروث تاينقتو كشيدح ميمصت . ئينوي زفالتلا ديقرتلا لئاسوو شبالا تاصنمو اب ؤصاخلا لوخدلا مدختسمللحيبتت ؤديرفا صئاصخب ؤزهجم انامك قبرجت لعجشل ع اجاتجالا لصاصتلا لئاسو ؤعباتمو تنرتنالا ؤدوج نامضبو رعس لاضفاب - ئيئانشتسا اءيلع بيردتلا . ديلاطوالا ؤعانصللا



Find more

# ROSSOPURO TOUCH MAIN FEATURES

## PROFESSIONAL WORKOUTS AND NEW CHALLENGES

Extensive library of goal-oriented workouts, both free and guided. New challenge feature, where you can compete with your friends on various athletic circuits with a real scoreboard.

## MULTIMEDIA

Advanced multimedia system that includes new features on TV management, radio, social and streaming services.

## NEW ACTIVITY PILOT

The new virtual assistant helps to perform proper training and prevent dangerous situations. The assistant also detects if the machine is left moving, stopping the belt in seconds.

## HD DISPLAY 21.5"

The 21.5" Touch Console provides a user-friendly and highly responsive interface, ensuring intuitive and immediate control of all machine functions.

## WIRELESS CHARGING STATION FOR YOUR DEVICE

## SMART CONTROL LEVER







# RUNNER - TOUCH

1RPT003

22

CARDIO - ROSSOPURO TOUCH



-  Touch Screen
-  Wireless Charging
-  Heart Rate Monitor
-  Virtual training
-  Activity Pilot
-  Multimedia
-  New Challenges

<b>Dimensions (LxWxH)</b>	205x95x160 cm	<b>Power Supply</b>	200-240 VAC 50-60 Hz 100-240 VAC 50-60 Hz	<b>Warranty frame</b>	7 years	<b>Standard frame colours</b>	textured red
<b>Running surface</b>	160x58 cm			<b>TV: DVB-T/T2 H.264 H.265, IPTV, DVB-C, ATSC</b>	standard	<b>Optional frame colours</b>	graphite, glossy white, yellow, red, green, sky blue, glossy black, matt black, matt white, pink, orange, gold, matte military green, only transparent
<b>Speed</b>	0.8/26 Km/h (±0.1)	<b>Machine Weight</b>	240 kg	<b>Shipment with machine in a box</b>	Optional		
<b>Inclination</b>	0-15%	<b>Engine Power (peak)</b>	7 hp				
		<b>Wifi® / Bluetooth®</b>	yes				








# CLIMBER - TOUCH

1RPT006

23

CARDIO - ROSSOPURO TOUCH




-  Touch Screen
-  Wireless Charging
-  Heart Rate Monitor
-  Virtual training
-  Activity Pilot
-  Multimedia
-  New Challenges

<b>Resistance range</b>	1-32 (progression 0,5)	<b>Resistance range</b>	1-32 (progression 0,5)	<b>TV: DVB-T/T2 H.264 H.265, IPTV, DVB-C</b>	Standard	<b>Standard frame colours</b>	glossy silver
<b>Dimensions (LxWxH)</b>	145x85x205 cm	<b>Power Supply</b>	48 VDC, 5.8 A, 280 W	<b>TV: ATSC</b>	Optional	<b>Optional frame colours</b>	graphite, glossy white, yellow, red, green, sky blue, glossy black, matt black, matt white, pink, orange, gold, only transparent
<b>Machine Weight</b>	250 kg	<b>Power Requirements</b>	100-240 VAC, 50/60 Hz	<b>Wifi®/Bluetooth®</b>	Optional		
<b>Step (LxWxH)</b>	27x46x19,5 cm	<b>Transmission</b>	chain-belt	<b>Shipment with machine in a box</b>	Optional		
<b>Speed</b>	25-175 spm	<b>Brake system</b>	electromagnetic				
<b>Step-up height</b>	36 cm	<b>Internet Connection</b>	yes				

# BIKE - TOUCH

1RPT001




- Touch Screen
- Wireless Charging
- Heart Rate Monitor
- Virtual training
- Activity Pilot
- Multimedia
- New Challenges

Difficulty levels	32	Resistance system	electromagnetic	TV: DVB-T/T2 H.264 H.265, IPTV, DVB-C, ATSC	Standard	Standard frame colours	textured red
Resistance	500 W	Warranty frame	7 years	Optional frame colours	graphite, glossy white, yellow, red, green, sky blue, glossy black, matt black, matt white, pink, orange, gold, matte military green, only transparent		
Dimensions (LxWxH)	140X70x155 cm	Power Consumption	40 VA	Wifi®/Bluetooth®	Standard		
Machine Weight	78 kg	Power Supply	200/240 VAC 50/60 HZ 100/240 VAC 50/60 HZ	Shipment with machine in a box	Optional		
Transmission system	belt						

# HORIZONTAL BIKE - TOUCH

1RPT002



- Touch Screen
- Wireless Charging
- Heart Rate Monitor
- Virtual training
- Activity Pilot
- Multimedia
- New Challenges

Difficulty levels	32	Resistance system	electromagnetic	TV: DVB-T/T2 H.264 H.265, IPTV, DVB-C, ATSC	Standard	Standard frame colours	textured red
Resistance	500 W	Warranty frame	7 years	Optional frame colours	graphite, glossy white, yellow, red, green, sky blue, glossy black, matt black, matt white, pink, orange, gold, matte military green, only transparent		
Dimensions (LxWxH)	145X70x145 cm	Power Consumption	40 VA	Wifi®/Bluetooth®	Standard		
Machine Weight	78 kg	Power Supply	200/240 VAC 50/60 HZ 100/240 VAC 50/60 HZ	Shipment with machine in a box	Optional		
Transmission system	belt						

ROSSOPURO

Rudy Panatta



Find more

# ROSSOPURO LED PLUS

La console LED Plus 21 pollici è pensata per offrire una visibilità eccellente e un'interfaccia user-friendly, permettendo agli utenti di monitorare facilmente le proprie performance in tempo reale. I dati di allenamento, come la frequenza cardiaca, la distanza percorsa, le calorie bruciate e il tempo trascorso, sono chiaramente visualizzati, garantendo un controllo totale su ogni aspetto dell'allenamento.

The 21-inch LED Plus console is designed to offer excellent visibility and a user-friendly interface, allowing users to easily monitor their performance in real time. Training data such as heart rate, distance travelled, calories burned and elapsed time are clearly displayed, giving total control over every aspect of training.

FR. La console LED Plus de 21 pouces est conçue pour offrir une excellente visibilité et une interface conviviale, permettant aux utilisateurs de surveiller facilement leurs performances en temps réel. Les données d'entraînement telles que la fréquence cardiaque, la distance parcourue, les calories brûlées et le temps écoulé sont clairement affichées, ce qui permet un contrôle total de chaque aspect de l'entraînement.

ES. La consola LED Plus de 21 pulgadas está diseñada para ofrecer una excelente visibilidad y una interfaz fácil de usar, lo que permite a los usuarios controlar fácilmente su rendimiento en tiempo real. Los datos de entrenamiento, como la frecuencia cardiaca, la distancia recorrida, las calorías quemadas y el tiempo transcurrido, se muestran claramente, lo que proporciona un control total sobre todos los aspectos del entrenamiento.

DE. Die 21-Zoll-LED-Plus-Konsole ist so konzipiert, dass sie eine hervorragende Sichtbarkeit und eine benutzerfreundliche Schnittstelle bietet, die es dem Benutzer ermöglicht, seine Leistung in Echtzeit zu überwachen. Trainingsdaten wie Herzfrequenz, zurückgelegte Strecke, Kalorienverbrauch und verstrichene Zeit werden übersichtlich angezeigt, sodass Sie jeden Aspekt Ihres Trainings unter Kontrolle haben.

RU. Консоль LED Plus с диагональю 21 дюйм обеспечивает отличную видимость и удобный интерфейс, позволяя пользователям легко контролировать свои результаты в режиме реального времени. Данные о тренировке, такие как частота сердечных сокращений, пройденное расстояние, сожженные калории и прошедшее время, четко отображаются на дисплее, обеспечивая полный контроль над каждым аспектом тренировки.


AR. طوطخب زيومتت - شتات سكينيف ويدراك عون نم بشدح الة ئفلا تادادح الة قمظنأ يف ديكذو ةيروت تاي نقتو قشيدح ميمصت ةينوي زفلتل الة ئفرتل لئاسوو شبال تاصنم و ادب ةصاخلا لوخدلا مدختس ملل حيتت ةديرف صئاصخب ةزهجم انما امك قبرجت لعجتل عامتج الة لئاسو لئاسو ةعباتم و تئرتن الة ةدوج نامضب و رعس لئاصفاب - ةيئانشتس اديلع بي ردتل اديلاطي الة ةعانصللا



Find more

# RUNNER - LED PLUS

1RPL003



- Rapid Touch Control
- Wireless Charging
- Training Programs
- Heart Rate Monitor
- User friendly Interface

<b>Dimensions (LxWxH)</b>	205x95x160 cm	<b>Power Supply</b>	200-240 VAC 50-60 Hz 100-240 VAC 50-60 Hz	<b>Standard frame colours</b>	textured red
<b>Running surface</b>	160x58 cm	<b>Machine Weight</b>	240 kg	<b>Optional frame colours</b>	graphite, glossy white, yellow, red, green, sky blue, glossy black, matt black, matt white, pink, orange, gold, matte military green, only transparent
<b>Speed</b>	0.8/26 Km/h (±0.1)	<b>Engine Power (peak)</b>	7 hp	<b>Shipment with machine in a box</b>	Optional
<b>Inclination</b>	0-15%	<b>Warranty frame</b>	7 years		

# CLIMBER - LED PLUS

1RPL006



- Rapid Touch Control
- Wireless Charging
- Training Programs
- Heart Rate Monitor
- User friendly Interface

<b>Resistance range</b>	1-32 (progression 0,5)	<b>Resistance range</b>	1-32 (progression 0,5)	<b>TV: DVB-T/T2 H.264 H.265, IPTV, DVB-C</b>	Standard	<b>Standard frame colours</b>	glossy silver
<b>Dimensions (LxWxH)</b>	145x85x205 cm	<b>Power Supply</b>	48 VDC, 5.8 A, 280 W	<b>TV: ATSC</b>	Optional	<b>Optional frame colours</b>	graphite, glossy white, yellow, red, green, sky blue, glossy black, matt black, matt white, pink, orange, gold, only transparent
<b>Machine Weight</b>	250 kg	<b>Power Requirements</b>	100-240 VAC, 50/60 Hz	<b>Wifi®/Bluetooth®</b>	Optional		
<b>Step (LxWxH)</b>	27x46x19,5 cm	<b>Transmission</b>	chain-belt	<b>Shipment with machine in a box</b>	Optional		
<b>Speed</b>	25-175 spm	<b>Brake system</b>	electromagnetic				
<b>Step-up height</b>	36 cm	<b>Internet Connection</b>	yes				


# BIKE - LED PLUS

1RPL001



# HORIZONTAL BIKE - LED PLUS

1RPL002



- Rapid Touch Control
- Wireless Charging
- Training Programs
- Heart Rate Monitor
- User friendly Interface

<b>Difficulty levels</b>	16	<b>Resistance system</b>	electromagnetic	<b>Standard frame colours</b>	textured red
<b>Resistance</b>	500 W	<b>Warranty frame</b>	7 years	<b>Optional frame colours</b>	graphite, glossy white, yellow, red, green, sky blue, glossy black, matt black, matt white, pink, orange, gold, matte military green, only transparent
<b>Dimensions (LxWxH)</b>	140X70x155 cm	<b>Power Consumption</b>	self powered	<b>Shipment with machine in a box</b>	Optional
<b>Machine Weight</b>	78 kg	<b>Power Supply</b>	200/240 VAC 50/60 HZ 100/240 VAC 50/60 HZ		
<b>Transmission system</b>	belt				

- Rapid Touch Control
- Wireless Charging
- Training Programs
- Heart Rate Monitor
- User friendly Interface

<b>Difficulty levels</b>	16	<b>Resistance system</b>	electromagnetic	<b>Standard frame colours</b>	textured red
<b>Resistance</b>	500 W	<b>Warranty frame</b>	7 years	<b>Optional frame colours</b>	graphite, glossy white, yellow, red, green, sky blue, glossy black, matt black, matt white, pink, orange, gold, matte military green, only transparent
<b>Dimensions (LxWxH)</b>	145X70x145 cm	<b>Power Consumption</b>	self powered	<b>Shipment with machine in a box</b>	Optional
<b>Machine Weight</b>	95 kg	<b>Power Supply</b>	200/240 VAC 50/60 HZ 100/240 VAC 50/60 HZ		
<b>Transmission system</b>	belt				

# FENIX CARDIO FITNESS MAIN FEATURES

## PROFESSIONAL AND USER FRIENDLY

Training programs suited for every user, from the entry-levels to the professionals of different sports. user-friendly, intuitive and modern display.

## DESIGNED AND MADE IN ITALY

Panatta Cardio fitness is a perfect combination of shape and technology, beauty and functionality. 100% Made In Italy. Maximum Customization.

## THE BEST QUALITY/PRICE RATIO

Maximum functionality with an excellent value for money.

## AUTROLUBRICATION

For the Cardio Lines Panatta chooses materials from the automotive world and introduces an automatic lubrication system that saves up to € 1.000 in the first three years of runner maintenance.



# FENIX CARDIO TOUCH

Cardio Fenix touch è una linea cardio fitness moderna e tecnologica. Made in Italy, programmi smart e pro, massimo entertainment con TV, streaming, social media e navigazione internet. Un'esperienza di allenamento unica al miglior rapporto qualità - prezzo del mercato.

Cardio Fenix touch is a modern and technological cardio line. Made in Italy, smart and pro setups, the best TV entertainment, streaming platforms, social media and internet tools. Your training experience at the best price-quality ratio in the market.

FR. Fenix Touch est une gamme cardio-fitness moderne et technologique. Made in Italy, programmes smart et pro, divertissement maximum avec TV, streaming, réseaux sociaux et navigation sur Internet. Une expérience d'entraînement unique au meilleur rapport qualité-prix du marché.

ES. Cardio Fenix touch es una línea de cardio fitness moderna y tecnológica. Hecha en Italia, programas inteligentes y profesionales, máximo entretenimiento con TV, streaming, redes sociales y navegación por internet. Una experiencia de entrenamiento única con la mejor relación calidad - precio de mercado.

DE. Cardio Fenix Touch ist Panattas moderne Cardio-Serie Made in Italy. Sie zeichnet sich aus, durch intelligente und professionelle Programme, beste Unterhaltung mit TV, Streaming, Social Media und Internet. Ein einzigartiges Trainingserlebnis mit dem besten Preis-Leistungs-Verhältnis auf dem Markt.

RU. Cardio Fenix touch - это современная и технологичная линия кардио-фитнеса. Сделано в Италии, смарт и профессиональные программы, максимум развлечений с ТВ, стриминг, социальными сетями и интернет-навигацией. Уникальный опыт тренировок с лучшим соотношением цены и качества на рынке.


AR. طوطخ ب زي ممت - شتات سكين يف ويدراك عون نم شدح الة اى فال تادادع الة مظن اى ف هيكذو اى روث تاي نقتو كتي دح مي مصت . اى نوي زفالت الة اى فرت الة لئاس وو شبلا تاصن جو اوب اصاخلا لوخدلا مدختس ملل حيتت اديرف صئاصخ بة زهجم انا امك قبرجت ل عجل ي ع امة ج الة ل صاوت الة لئاس و عبة اتمو تنرتن الة اى دو ج نامضبو رعس ل ضفاب - اى اى انشتسا ادي ل ع ب ي ردت الة اى لاطي الة اى عانصل الة



Find more

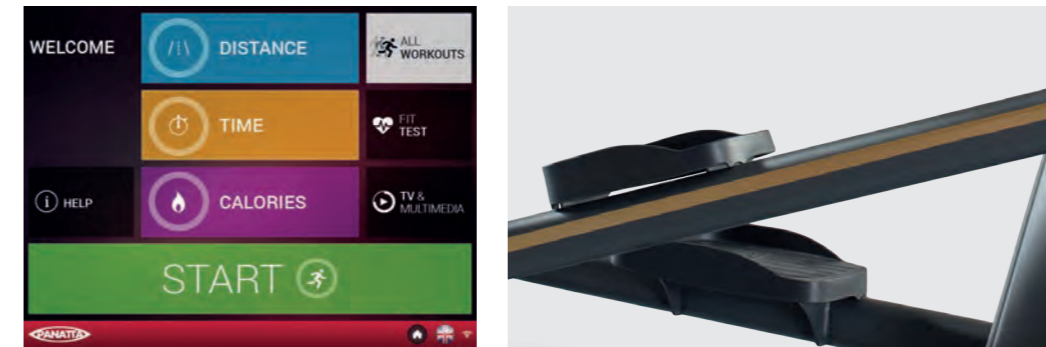
# RUNNER - TOUCH

1FXT003

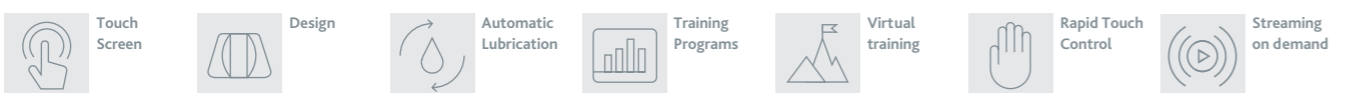


# ELLIPTICAL - TOUCH


1FXT004



*2oubletr ner*



<b>Inclination</b>	0-15%	<b>Max. absorbed power</b>	2300 VA	<b>Internet Connection</b>	yes	<b>Optional frame colours</b>	graphite, glossy white, yellow, red, green, sky blue, glossy black, matt black, matt white, pink, orange, gold, only transparent
<b>Speed</b>	0,5/20 Km/h	<b>Power Supply</b>	2300 VAC 50/60 Hz	<b>Warranty frame</b>	7 years		
<b>Dimensions (LxWxH)</b>	215x85x145 cm	<b>TV: DVB-T/T2 H.264 H.265, IPTV, DVB-C</b>	Standard	<b>Engine Power (peak)</b>	7 HP		
<b>Machine Weight</b>	205 kg	<b>TV: ATSC</b>	Optional	<b>Wifi®/Bluetooth®</b>	optional		
<b>Treadmill surface (LxW)</b>	155x52 cm	<b>Shipment with machine in a box</b>	Optional	<b>Standard frame colour</b>	glossy silver		



<b>Difficulty levels</b>	32	<b>Trasmission system</b>	belt	<b>TV: DVB-T/T2 H.264 H.265, IPTV, DVB-C</b>	Standard	<b>Standard frame colours</b>	glossy silver
<b>Resistance</b>	500 W	<b>Warranty frame</b>	7 years	<b>TV: ATSC</b>	Optional	<b>Optional frame colours</b>	graphite, glossy white, yellow, red, green, sky blue, glossy black, matt black, matt white, pink, orange, gold, only transparent
<b>Dimensions (LxWxH)</b>	220x75x160 cm	<b>Resistance system</b>	electromagnetic	<b>Wifi®/Bluetooth®</b>	Optional		
<b>Power Consumption</b>	40 VA	<b>Power Supply</b>	100-230 VAC 50/60 Hz	<b>Shipment with machine in a box</b>	Optional		
<b>Machine Weight</b>	140 kg	<b>Internet Connection</b>	yes				
<b>Stride Length</b>	52 cm						



# BIKE - TOUCH

1FXT001



- Touch Screen
- Virtual training
- Design
- Rapid Touch Control
- Training Programs
- Streaming on demand

Difficulty Levels	32	Resistance system	electromagnetic	TV: DVB-T/T2 H.264	Standard	Standard frame colours	glossy silver
Resistance	500 W	Power Supply	100/230 VAC 50/60 HZ	H.265, IPTV, DVB-C	Optional	Optional frame colours	graphite, glossy white, yellow, red, green, sky blue, glossy black, matt black, matt white, pink, orange, gold, only transparent
Dimensions (LxWxH)	125X60x145 cm	Internet Connection	yes	TV: ATSC	Optional		
Machine Weight	80 kg	Warranty frame	7 years	Wifi®/Bluetooth®	Optional		
Transmission system	belt	Power Consumption	40 VA	Shipment with machine in a box	Optional		

# HORIZONTAL BIKE - TOUCH

1FXT002



- Touch Screen
- Virtual training
- Design
- Rapid Touch Control
- Training Programs
- Streaming on demand

Difficulty Levels	32	Resistance system	electromagnetic	TV: DVB-T/T2 H.264	Standard	Standard frame colours	glossy silver
Resistance	500 W	Power Supply	100/230 VAC 50/60 Hz	H.265, IPTV, DVB-C	Optional	Optional frame colours	graphite, glossy white, yellow, red, green, sky blue, glossy black, matt black, matt white, pink, orange, gold, only transparent
Dimensions (LxWxH)	155X60x135 cm	Internet Connection	yes	TV: ATSC	Optional		
Machine Weight	85 kg	Warranty frame	7 years	Wifi®/Bluetooth®	Optional		
Transmission system	belt	Power Consumption	40 VA	Shipment with machine in a box	Optional		

# CLIMBER - TOUCH

1FXT006



THREE STEPS ALWAYS AVAILABLE



- Touch Screen
- Design
- Training Programs
- Virtual training
- Rapid Touch Control
- Streaming on demand

Resistance range	1-32 (progression 0,5)	Resistance range	1-32 (progression 0,5)	TV: DVB-T/T2 H.264	Standard	Standard frame colours	glossy silver
Dimensions (LxWxH)	145x85x205 cm	Power Supply	48 VDC, 5.8 A, 280 W	H.265, IPTV, DVB-C	Optional	Optional frame colours	graphite, glossy white, yellow, red, green, sky blue, glossy black, matt black, matt white, pink, orange, gold, only transparent
Machine Weight	250 kg	Power Requirements	100-240 VAC, 50/60 Hz	TV: ATSC	Optional		
Step (LxWxH)	27x46x19,5 cm	Transmission	chain-belt	Wifi®/Bluetooth®	Optional		
Speed	25-175 spm	Brake system	electromagnetic	Shipment with machine in a box	Optional		
Step-up height	36 cm	Internet Connection	yes				



# FENIX LED PLUS

La purezza del design rinasce nell'essenza della tecnologia: forme pulite, interfaccia multi-touch screen con programmi d'allenamento ideali per soddisfare le esigenze di qualsiasi utente. Finalmente con Fenix il vero Made in Italy ad un rapporto qualità/prezzo che solo Panatta può offrire.

The design purity revives into the essence of technology: multi-touch screen interface with training programs suitable to satisfy the needs of every user. At last with Fenix the real Made in Italy with a quality/price ratio that only Panatta can offer.

FR. La pureté du design renaît dans l'essence de la technologie : des lignes fluides, une interface multi-touch screen avec des programmes d'entraînement pour toute exigence de l'utilisateur. Fenix, le vrai Made in Italy avec un rapport qualité-prix tel qu'il ne peut être offert que par Panatta.

ES. La pureza del design renace en la esencia de la tecnología : formas limpias, una interfaz sencilla e intuitiva con programas de entrenamiento para todo tipo de exigencia del usuario. Por fin gracias a Fenix tenemos el verdadero Made in Italy con una relación calidad-precio que sólo Panatta puede ofrecer.

DE. Die Klarheit des Designs wird im Wesen der Technik wiedergegeben: klare Formen, einfache-intuitive Benutzeroberfläche mit vielen Trainingsprogrammen, um den Bedürfnissen aller Benutzer gerecht zu werden. Sie erhalten mit der Fenix Serie Produkte „Made in Italy zu einem hervorragendem Preis-Leistung-Verhältnis, das nur Panatta anbieten kann.

RU. Чистота дизайна возрождается самой сущностью высоких технологий: чистые линии, простой и интуитивный интерфейс с программами тренировок, которые идеально подходят для удовлетворения потребностей любых клиентов. Наконец, благодаря Fenix, появилось настоящее изделие под маркой «Сделано в Италии» (Made in Italy) с отличным соотношением качество/цена, что только компания Panatta может предложить.

AR.

تتكامل أناقة التصميم مع جوهر التقنية: أشكال جميلة، واجهة بسيطة وبديهية ببرامج تدريب مناسبة جدا لتلبي احتياجات أي مستخدم. وأخير وليس آخرا، مع Fenix، فخر الصناعة الإيطالية، بتوازن بين الجودة/السعر الذي تستطيع فقط تقديمه Panatta.



Find more


# RUNNER- LED PLUS

LED PLUS - 1FX103




# ELLIPTICAL - LED PLUS

LED PLUS SELF POWERED - 1FX104A



<b>Inclination</b>	0-15%	<b>Power Supply</b>	230 VAC 50/60 Hz	<b>Max. absorbed power</b>	2300 VA	<b>Optional frame colours</b>	graphite, glossy white, yellow, red, green, sky blue, glossy black, matt black, matt white, pink, orange, gold, only transparent
<b>Speed</b>	0.5/20 km/h (±0.1)	<b>Treadmill surface (LxW)</b>	155x52 cm	<b>Warranty frame</b>	7 years		
<b>Dimensions (LxWxH)</b>	215x85x145 cm	<b>Engine Power (peak)</b>	7 HP	<b>Shipment with machine in a box</b>	Optional		
<b>Machine Weight</b>	205 kg						



<b>Difficulty levels</b>	1-16	<b>Machine Weight</b>	140 kg	<b>Resistance system</b>	electromagnetic	<b>Optional frame colours</b>	graphite, glossy white, yellow, red, green, sky blue, glossy black, matt black, matt white, pink, orange, gold, only transparent
<b>Resistance</b>	500 W	<b>Stride Length</b>	52 cm	<b>Power Supply</b>	self powered		
<b>Dimensions (LxWxH)</b>	220x75x160 cm	<b>Transmission system</b>	belt	<b>Warranty frame</b>	7 years		
				<b>Shipment with machine in a box</b>	Optional		



# ECOLINE

ECORACER – ECOCLIMBER - ECOPOWER RUN - ECOROW. Energy-free / 7 livelli di resistenza / Made in Italy Sviluppare prodotti sostenibili e al passo con i tempi è da sempre un obiettivo di innovazione. Per questo abbiamo creato ECOLINE, una linea di macchinari cardio fitness completamente Energy Free. Macchinari estremamente versatili, ideali anche per essere integrati nelle aree funzionali.

ECORACER – ECOCLIMBER - ECOPOWER RUN. Energy-free / 7 resistance levels / Made in Italy. Our focus has always been developing sustainable products that are in line with the times and to promote innovation. That is the reason why we have designed ECOLINE, a cardio fitness machines range that is completely Energy Free. Extremely versatile machines ideal to be included even in functional spaces.

FR. ECORACER – ECOCLIMBER - ECOPOWER RUN - ECOROW. Energy-free / 7 niveaux de résistance / Made in Italy. L'écologie est un argument important dans le cadre de l'innovation et de l'étude de nouveaux produits. C'est pourquoi nous avons créé ECOLINE, une ligne de machines cardio fitness totalement energy free. Des machines extrêmement polyvalentes, idéales également pour être insérés dans des zones fonctionnelles.

ES. ECORACER – ECOCLIMBER - ECOPOWER RUN - ECOROW. Energy-free / 7 niveles de resistencia / Made in Italy. El desarrollo de productos sostenibles y a la altura de los tiempos ha sido siempre un objetivo de innovación. Para ello hemos creado ECOLINE, una línea de máquinas cardio fitness completamente Energy Free. Máquinas extremadamente versátiles, ideales también para ser integradas en áreas funcionales.

DE. ECORACER – ECOCLIMBER - ECOPOWER RUN - ECOROW. Produktion Made in Italy – GREEN LINE ohne Strom! Nachhaltige Produkte zu entwickeln, die mit der Zeit gehen, war schon immer ein Ziel von Panatta. Aus diesem Grund haben wir die ECOLINE entwickelt, eine Linie von Cardio-Fitnessgeräten, die völlig Stromfrei sind. Äußerst vielseitige Geräte, die auch im Functional-Training integriert werden können.

RU. ECORACER – ECOCLIMBER - ECOPOWER RUN - ECOROW. Не требует питания / 7 уровней сопротивления / Сделано в Италии Разработка долговечных изделий, идущих в ногу со временем, всегда являлась целью инноваций. Поэтому мы создали ECOLINE, линейку кардио тренажеров, не требующую подключения к источнику питания. Тренажеры отличаются исключительной универсальностью и могут устанавливаться также в функциональных зонах.

AR.

كان تطوير منتجات مستدامة تتماشى مع العصر دائمًا هدفًا للابتكار. هذا هو السبب في أننا أنشأنا ECOLINE، وهو عبارة عن مجموعة من أجهزة اللياقة القلب الخالية من الطاقة تمامًا. أجهزة مرنة للغاية مثالية للانضمام في المناطق الوظيفية



Find more

# ECORACER

ECORACER - 1CF71

WATCH THE VIDEO



DISPLAY LCD 3,5" (OPTIONAL)



Energy Free

Resistance levels	7	Brake System	magnetic	Bottle holder	yes	Optional frame colours	graphite, glossy white
Dimensions (LxWxH)	190x90x155 cm	Transmission system	belt driven	Tablet holder	yes		yellow, red, green, sky blue,
Machine Weight	217 kg	Speed	free - defined by the user	Warranty frame	7 years		glossy black, matt black,
Running Surface	48x170 cm	Power supply	not required	Optional	display LCD 3,5" dim 7,5x4x6 cm		matt white, pink, orange gold, only transparent


## MAIN FEATURES

- WIDE RUNNING SURFACE**  
 The widest running surface of its category: 48x170 cm.
- HIGH SMOOTHNESS AND MAXIMUM QUIETNESS**  
 118 Ball bearings ensure movement smoothness and quietness.
- SHOCK ABSORBING SYSTEM**  
 60 Hi-grip rubberised slats minimize the impact on joints and ensure the maximum stability when training.
- 7 RESISTANCE LEVELS**  
 Braking system on 7 levels, from free run to a pushing movement.
- MAXIMUM SAFETY**  
 Indication of the correct training posture on the belt. Reverse motion prevented and notification of the belt limit.
- MULTI-DEVICE SUPPORT**  
 The machine is equipped with tablet and smartphone support.
- EASY MOVE**  
 Fast and easy motion thanks to the back wheels and one rear handrail.
- LARGE BOTTLE HOLDER**
- EXTREMELY STURDY AND DURABLE**  
 The ecoracer weight is of 217 kg, maximum stability even during high performance training.
- LONG LIFE AND LOW MAINTENANCE**  
 The belt does not need lubrication. Long-life components.
- MULTI-GRIP HANDLES**  
 Lateral support and double frontal handgrip (low/high) that allows different pushing positions.
- OPTIONAL: DISPLAY WITH LCD SCREEN**  
 Parameters: speed, time, distance, calories. Heart rate monitoring / polar compatibility.

## MAIN EXERCISES



RUN



WALK



WALK BACK



RUN&JUMP




PUSH




PUSH GLUTES




SLED



TWIST



PUSH ABDUCTORS



PUSH ADDUCTORS



SIDE STEP

+++

# ECOCLIMBER

ECOCLIMBER - 1CF70


WATCH THE VIDEO



**THE FIRST AND THE ORIGINAL**  
ON THE WORLDWIDE FITNESS MARKET



SMARTPHONE/TABLET SUPPORT



THREE STEPS ALWAYS AVAILABLE

## MAIN FEATURES


- ▶ **HIGH SMOOTHNESS**  
Resistance system with permanent magnets.
- ▶ **COMPACT AND SPACE-SAVING**  
Overall surface: 1,2 m<sup>2</sup>.
- ▶ **TOTAL WORKOUT**  
Availability of 3 steps that allow changing the intensity of training and lope .
- ▶ **7 RESISTANCE LEVELS**  
Chance to change the training intensity.
- ▶ **SAFETY BRAKING SYSTEM**  
The safety braking system in the machine allows easily and safely starting and stopping of the workout.
- ▶ **MULTI-GRIP HANDRAILS**  
Ergonomic handrails for different types of training.
- ▶ **MULTI-DEVICE SUPPORT**  
The machine is equipped with a support for smartphones and tablets.
- ▶ **LARGE BOTTLE HOLDER**
- ▶ **EASY MOVE**  
Fast and easy motion thanks to the back wheels and one rear handrail.
- ▶ **LONG LIFE AND LOW MAINTENANCE**  
Low maintenance and design conceived to last over the time. Long-life components.
- ▶ **MAXIMUM STABILITY**  
Hi-grip designed steps.




## MAIN EXERCISES




EASY CLIMB




PUSH



SPRINT



LATERAL



UNILATERAL



GLUTES

+++



Energy Free

Resistance levels	7	Brake system	magnetic	User weight (optimal)	from 50 to 140 kg	Optional frame colours	graphite, glossy white
Dimensions (LxWxH)	145x90x215 cm	Transmission	chain-belt	Bottle holder	yes		yellow, red, green, sky blue,
Machine Weight	160 kg	Minimum height of the ceiling	290 cm	Tablet holder	yes		glossy black, matt black,
Step (LxWxH)	27x46x19,5 cm	Power Supply	not required	Warranty frame	7 years		matt white, pink, orange
Step-up height	32,5 cm						gold, only transparent

# ECOPOWER RUN MAGNETIC

ECOPOWER RUN MAGNETIC - 1CF72M

WATCH THE VIDEO



SMARTPHONE/TABLET SUPPORT



MOBILE PLATFORMS



7 RESISTANCE LEVELS



Energy Free

Resistance levels	7	Resistance system	magnetic	Bottle holder	yes	Optional frame colours	graphite, glossy white
Dimensions (LxWxH)	215x70x155 cm	Power supply	not required	Tablet holder	yes		yellow, red, green, sky blue,
Machine Weight	160 kg	Stride length	95 cm	Warranty frame	7 years		glossy black, matt black, matt white, pink, orange gold

## MAIN FEATURES

- HIGH SMOOTHNESS**  
 High smoothness thanks to the magnetic system.
- COMPACT AND SPACE SAVING**  
 Overall surface: 1,2 m<sup>2</sup>.
- FULL RANGE OF MOTION**  
 Machine designed to allow full range of motion to each kind of user: step length 95 cm.
- 7 RESISTANCE LEVELS**  
 Chance to change the training intensity.
- EASY ACCESS SYSTEM**  
 Easy entry and exit thanks to the seat and fixed central footboard with non-slip treatment.
- MULTI - GRIP HANDRAILS**  
 Different types of training.
- MULTI-DEVICE SUPPORT**  
 The machine is equipped with support for smartphones and tablets.
- LARGE BOTTLE HOLDER**
- EASY MOVE**  
 Fast and easy motion thanks to the back wheels and one rear handrail.
- LONG LIFE AND LOW MAINTENANCE**  
 Low maintenance and design conceived to last over the time. Long-life components.
- MOBILE PLATFORMS**  
 Mobile platforms to ensure the physiological and correct posture during the workout.

## MAIN EXERCISE



HI-POWER TRAINING

# ECOROW

ECOROW - 1CF73

WATCH THE VIDEO



ADJUSTABLE FOOT PEDALS



MAGNETIC RESISTANCE 4 LEVELS



DISPLAY PRO LCD



Energy Free

Resistance levels	4	Brake System	Magnetic	Warranty Frame	7 years
Dimensions (LxWxH)	245x61x102 cm	Flywheel Mass	2 kg	Optional frame colours	graphite, glossy white, yellow, red, green, sky blue, glossy black, matt black, matt white, pink, orange, gold, only transparent
Machine Weight	45 kg	Transmission	Chain		
Storage Dimensions (LxWxH)	97x61x245 cm	Power Supply	Not required		

## MAIN FEATURES

- MAXIMUM FLUIDITY**  
 Magnetic resistance system.
- PEDALS**  
 2 adjustable foot pedals to ensure the correct, physiological ankle position during training.
- MADE IN ITALY AND CUSTOMIZATION**  
 100% made in Italy rowing machine with the possibility of customising the frame in different colours.
- RESISTANCE LEVEL**  
 The 4 levels of magnetic resistance make it very easy to switch from cardio training to strength and power training.
- VERSATILITY**  
 Versatile machine that can be placed inside gyms, cross training centres and home gyms.
- SPACE SAVING / EASY MOVE**  
 Easy and fast handling thanks to two front wheels
- DISPLAY**  
 The display integrated into the machine allows you to keep the main training parameters under control at all times, including: time, time per 500 m, distance, number of paddles, calories, watts, speed and heart rate (telemetric band detection). The pulse recovery function is also present.

## MAIN EXERCISES



# PANATTA STRENGTH LINES MAIN FEATURES

## SOLIDITY AND ROBUSTNESS

Frames made in alloy steel from 3 to 10 mm in thickness ensure the highest solidity, stability and resistance with particular focus on lightness.

## THE ART OF MADE IN ITALY

Our strength lines perfectly embody the Panatta DNA: constant research of excellent biomechanics, 100% Made in Italy, unique design and extreme care to details. All the strength lines are characterized by tailored sartorial supplies based on customer requirements. More than 2000 colour combinations.

## BIOMECHANICAL UNIQUENESS

Perfect machines in their functioning and ergonomics thanks to many years of experience and in full respect of OUR PANATTA PHILOSOPHY. Biomechanics derived from the experience got in the development of the Free Weight line, which responds to the strict training standards of the athletes and professionals of the sector ensuring maximum performance results in total safety.

## THE BEST QUALITY/PRICE RATIO

Our STRENGTH lines cover all the ranges of investment. The machines prices boast an unrivaled competitiveness in the market also if compared to used products. The best functionality and performance with a value for money that only Panatta can offer.

## MORE THAN 400 STRENGTH MACHINES

With more than 400 machines Panatta offers the wider range of STRENGTH equipments in the fitness sector. Panatta isotonic lines are the only ones capable to ensure high-standard machines for a systematic and efficient training of each muscle group. Unique and patented at an international level and able to meet the needs of every kind of user.



## UNITY OF MEASURE

The strength lines Monolith, Fit Evo and SEC adds-up the possibility to choose the unity of measure indicated on the weight stack bricks

lb11	5kg	5
lb22	10kg	10
lb33	15kg	15

lb/kg      kg

# STRENGTH

## FANTASTIC

DESIGNED AND MADE IN ITALY - WARRANTY: 10 YEARS  
10 Machines

<b>UPPER BODY</b>	Pullover Machine Biceps Machine Triceps Machine	<b>LOWER BODY</b>	<b>MULTIFUNCTIONAL</b>
Lat Machine Vertical Pek Dek Vertical Multi Press		Leg Extension Leg Press 45 Squat and Calf Machine	Peck Back

## MONOLITH

DESIGNED AND MADE IN ITALY - WARRANTY: 10 YEARS  
47 Machines

<b>UPPER BODY</b>	French Press Machine Triceps Machine Alternate Arm Extension Curling Machine Alternate Arm Curl	Seated Leg Curling Horizontal Adjustable Leg Press Abductor Machine Adductor Machine Dual Adductor Abductor Machine Master Gluteus Plus Gluteus Machine Hip Thrust Calf Hack Machine Multi Hip Standing Abductor	Adjustable Cable Crossover Cable Station Adjustable Cable Station 2-Station Multi Gym 4-Station Multi Gym Jungle Machine Jungle Machine + Cable Station with bar Jungle Machine + Adjustable Cable Station with bar Jungle Machine + Joint Bar + Jungle Machine Jungle Machine + Joint Bar + 4-Station Multi Gym Standing Multi Flight Standing Total Arms Peck Back
Lat Pulldown Lat Pulldown Circular Lat Pulldown Convergent High Row Convergent Pulley Row Rowing Machine Circular Deltoid Press Circular Lateral Deltoids Vertical Chest Press Circular Inclined Chest Press Circular Pullover Machine Pectoral Machine Dips Press	<b>CORE</b>  Lower Back Abdominal Crunch  <b>LOWER BODY</b>  Leg Extension Leg Curling	<b>MULTIFUNCTIONAL</b>  Cable Crossover	

## FIT EVO

DESIGNED AND MADE IN ITALY - WARRANTY: 7 YEARS  
72 Machines + 25 Benches

<b>UPPER BODY</b>	French Press Machine Rotary Cuff Dips Press Alternate Pronating Triceps Triceps Machine Alternate Arm Extension Alternate Arm Extension 90 Alternate Supinating Biceps Curling Machine Alternate Arm Curl Alternate Arm Curl 120 Alternate Arm Curl -45 Alternate Preacher Curl Machine Standing Multi Flight Machine Standing Total Arms Alternate Standing Total Arms	Abdominal Crunch Torsion Machine  <b>LOWER BODY</b>  Leg Extension Leg Curling Seated Leg Curling Standing Leg Curling Power Runner Dual System Horizontal Leg Press Horizontal Leg press Abductor Machine Adductor Machine Adductor / Abductor Machine Master Gluteus Plus Gluteus Machine Hip Thrust Standing Hip Thrust Standing Abductor Machine Calf Machine	Multi Hip  <b>MULTIFUNCTIONAL</b>  Peck Back Adjustable Cable Crossover Cable Crossover 4-Station Multi Gym 4-Station Four HLP 4-Station Multi Gym + Cable Station with Bar 4-Station Multi Gym + Adjustable Cable Station with Bar Smith Machine Linear Bearings High Low Pulley Jungle Machine Jungle Machine HLP Jungle Machine Double HLP Jungle Machine + Cable Station with Bar Jungle Machine hlp + Adjustable Cable Station with Bar Multipurpose Press Chin and Dip Counterbalanced
Lat Pulldown Lat Pulldown Double Stack Lat Pulldown Circular Lat Pulldown Convergent High Row Convergent Pulley Row Pulley Row Double Stack Rowing Machine Circular Deltoid Press Deltoid Press Circular Lateral Deltoids Pectoral Machine Vertical Chest Press Vertical Chest Press Circular Inclined Chest Press Inclined Chest Press Circular Total Back Total Press Pullover Machine	<b>CORE</b>  Lower Back Upper Abdominal Machine		

<b>BENCHES</b>	Seated Curl Bench Curl Rack Adjustable Crunch Board Reverse Crunch Abs Sit Up Board Abdominal Isolator Hyperextension Bench	Hyperextension 45° Bench Squat Rack Fully Adjustable Bench Chin and Dip Torsion Bench Standing Double Twister Standing and Seated Double Twister	Military Bench Multipurpose Seated Bench Sissy Squat Adjustable Back Extension Stretching Extensor Bench Stretching Flexor Bench
Flat Bench Olympic Flat Bench Olympic Inclined Bench Olympic Declined Bench Olympic Shoulder Bench			

## SEC

DESIGNED AND MADE IN ITALY - WARRANTY: 5 YEARS  
33 Machines + 12 Benches

<b>UPPER BODY</b>	Pectoral Machine Deltoid Press Convergent Curling Machine Triceps Machine	Lower Back Upper Abdominal Machine  <b>LOWER BODY</b>  Leg Extension Leg Curling	Seated Leg Curling Horizontal Leg Press Horizontal Leg Press Medical Abductor Machine Adductor Machine Adductor/ Abductor Machine Calf Machine
Lat Pulldown Pulley Row Rowing Machine Vertical Chest Press Convergent Inclined Chest Press Convergent	<b>CORE</b>		

Multi Hip	4-Station Multi Gym + Cable Station with Bar 4-Station Multi Gym + Adjustable Cable Station with Bar Smith Machine Linear Bearings Smith Machine Selectorized Jungle Machine Jungle Machine + Cable Station	with Bar Jungle Machine HLP + Adjustable Cable Station with Bar Peck Back	Dual Chest Press Rowing Machine Convergent Multi Press Dual Curling Triceps Machine Dual Abdominal Lower Back Dual Leg Extension Seated Leg Curling
<b>MULTIFUNCTIONAL</b>	Cable Crossover Adjustable Cable Crossover High Low Pulley 4-Station Multi Gym	<b>DUAL FUNCTION</b>  Dual Lat Machine Pulley Row	

<b>BENCHES</b>	Olympic Shoulder Bench Seated Curl Bench Curl Rack Adjustable Crunch Board	AB Crunch Bench Hyperextension 45° Bench Fully Adjustable Bench	Chin and Dip Squat Rack Hip Thrust Bench
Olympic Flat Bench Olympic Inclined Bench			

## FREWEIGHT SPECIAL

DESIGNED AND MADE IN ITALY - WARRANTY: 7 YEARS  
73 Machines + 4 Benches

<b>UPPER BODY</b>	T-Bar Row Super Dorsy Bar Front Dorsy Bar Super Shrug Machine Super Deltoid Press Lateral Deltoids Back Deltoids Alternate Curling Machine Curling Machine Three Angles Biceps Machine Four Angles Biceps Machine Alternate Preacher Curl Machine Alternate Arm Curl 120 Alternate Arm Curl -45 Super French Press Machine Alternate Triceps Machine Triceps Machine Three Angles Triceps Machine	Super Horizontal Leg Press Dual System Super Leg Press 45° Super Leg Press 45° Dual System Super Leg Press Bridge Super Vertical Leg Press Vertical Leg Press Super Lunge Machine Super Squat Machine Super Power Squat Belt Squat Super Pendulum Squat Super Hack Squat Super Calf Hack Power Runner Hip Thrust 3D Abductor Standing Abductor Alternate Leg Extension Leg Extension Alternate Leg Curling	Leg Curling Seated Leg Curling Kneeling Leg Curling Reverse Hyperextension Super Seated Calf Donkey Calf  <b>MULTIFUNCTIONAL</b>  Super Peck Back Viking Press and Calf Power Smith Machine Dual System Power Smith Machine Dual System Upper Olympic Smith Machine Counterbalanced Olympic Half Rack Olympic Power Rack  <b>BENCHES</b>  Military Bench Preacher Curl Bench Curl Rack Bench Seal Row Bench
Super Vertical Chest Press Super Inclined Chest Press Super Declined Chest Press Super Horizontal Bench Press Super Inclined Bench Press Super Middle Chest Flight Machine Super Upper Chest Flight Machine Super Lower Chest Flight Machine Super Horizontal Multi Press Super Vertical Multi Press Dips Press Dual System Dips Press Super Pullover Machine Pullover Machine Super Lat Pulldown Convergent Super Lat Pulldown Circular Super High Row Super Power Row Super Low Row Super Rowing Machine Super Rowing Machine Circular	<b>CORE</b>  Total Core Crunch Machine	<b>MULTIFUNCTIONAL</b>	

## FREWEIGHT ONE

DESIGNED AND MADE IN ITALY - WARRANTY: 7 YEARS  
35 Machines

<b>UPPER BODY</b>	Power Row Low Row Adjustable Row 45° Dorsy Bar Rowing Machine Shrug Machine Viking Press Deltoid Press Lateral Deltoids Back Deltoids French Press Machine Curling Machine	<b>CORE</b>  Abdominal Crunch  <b>LOWER BODY</b>  Leg Press Bridge Leg Press 45° Hack Squat Pendulum Squat Squat and Calf Machine	Hip Thrust Standing Hip Thrust Seated Leg Curling Kneeling Leg Curling Leg Extension Seated Calf  <b>MULTIFUNCTIONAL</b>  Power Smith Machine Multi Angles
Vertical Chest Press Inclined Chest Press Declined Chest Press Upper Chest Flight Machine Middle Chest Flight Machine Dips Press Pullover Machine Lat Machine Convergent Lat Machine Circular High Row			

## FREWEIGHT HP

DESIGNED AND MADE IN ITALY - WARRANTY: 7 YEARS  
6 Machines + 17 Benches

<b>MULTIFUNCTIONAL</b>	<b>BENCHES</b>	Power Tower Olympic Multi Bench Super Olympic Flat Bench Olympic Flat Bench Super Olympic Inclined Bench Olympic Inclined Bench Multimotion Bench Super Olympic Shoulder Bench	Olympic Shoulder Bench Triceps Bench Standing Curl Bench Power Platform Adjustable Standing Curl Bench Dual Face
Half Rack Base Half Rack Full Power Rack Jammer Combo Twist Squat Lunge	Multipurpose Sit up Bench Fully Adjustable Bench Fully Adjustable (Special Kit Smith Machine Base) Fully Adjustable (Special Kit Half Rack Base)		



# fantastic

*Nel 1984 ho creato la linea Fantastic.*

*Fu subito un successo internazionale. Design, robustezza e funzionalità raccolsero il favore dei clienti da tutte le parti del mondo.*

*2024, 40 anni dopo, ho pensato che fosse ora di ricreare tale linea con il design che la identifica immediatamente, con la biomeccanica aggiornata a oggi, con dei materiali che ovviamente sono migliori di quelli di 40 anni fa ma, soprattutto, con quella passione che allora, come ora, è sempre la molla trainante della Panatta Sport.*

*Rudy Panatta*



**JUST LIKE 40 YEARS AGO, REAL CHAMPIONS TRAIN WITH PANATTA SPORT** – 8-time Mr. Olympia Lee Haney, international bodybuilding legend and golden era icon, embraces Rudi Panatta's vision and becomes the exceptional ambassador of this relaunch. Training with the new Fantastic line allows everyone to feel like a legendary champion of the golden era.

PROPRIO COME 40 ANNI FA, I VERI CAMPIONI SI ALLENANO CON PANATTA SPORT – Lee Haney, 8 volte Mr. Olympia, leggenda internazionale del bodybuilding e icona della golden era, abbraccia la visione di Rudi Panatta e diventa l'eccezionale ambasciatore di questo rilancio. Allenarsi con la nuova linea Fantastic permette a chiunque di sentirsi come un campione leggendario della golden era.

**THE HISTORY OF BODYBUILDING PASSES THROUGH PANATTA SPORT** – Lee Haney, like all great champions, already appreciated the Fantastic machines in their original version, which left a permanent mark on the history of bodybuilding. Panatta Sport's legacy includes iconic models that led the Fantastic line to success – such as the Hack Squat, used by Haney during his Mr. Olympia prep. Over the years, many of these models have been imitated. But being copied means being the first – now as then. This is the story of a brand. A legend.

LA STORIA DEL BODYBUILDING PASSA DA PANATTA SPORT – Lee Haney, come tutti i grandi campioni, apprezzava già le macchine Fantastic nella loro versione originale, che hanno lasciato un segno indelebile nella storia del bodybuilding. L'eredità di Panatta Sport include modelli iconici che hanno portato al successo la linea Fantastic – come l'Hack Squat, utilizzato da Haney durante la preparazione al Mr. Olympia. Nel corso degli anni, molti di questi modelli sono stati imitati. Ma essere copiati significa essere i primi – oggi come allora. Questa è la storia di un brand. Una leggenda.



# FANTASTIC

**THE LEGENDS ARE BACK -** Macchine dal design old school che richiamano l'era d'oro del bodybuilding, dotate di trasmissione a catena esente da manutenzione e movimento a cam per una curva di carico ottimale. Struttura metallica indistruttibile e pacco pesi potenziato le rendono perfette per allenamenti heavy duty, con carichi impegnativi pensati per i campioni di ogni tempo.

**THE LEGENDS ARE BACK –** Machines with an old-school design recalling the golden era of bodybuilding, featuring a maintenance-free chain drive and cam system for an optimal load curve. Indestructible metal structure and enhanced weight stack make them perfect for heavy-duty workouts, with challenging loads designed for champions of all time.

**FR. THE LEGENDS ARE BACK –** Des machines au design old school rappelant l'âge d'or du bodybuilding, dotées d'une transmission à chaîne sans entretien et d'un système à came pour une courbe de charge optimale. Une structure métallique indestructible et un bloc de poids renforcé les rendent parfaites pour les entraînements intensifs, avec des charges exigeantes pensées pour les champions de tous les temps.

**ES. THE LEGENDS ARE BACK –** Máquinas de diseño old school que evocan la época dorada del culturismo, con transmisión por cadena sin mantenimiento y sistema de leva para una curva de carga óptima. Su estructura metálica indestructible y el bloque de pesas reforzado las hacen ideales para entrenamientos heavy duty, con cargas exigentes pensadas para los campeones de todas las épocas.

**DE. THE LEGENDS ARE BACK –** Maschinen im Old-School-Design, inspiriert vom goldenen Zeitalter des Bodybuildings, mit wartungsfreier Kettenübertragung und Nockensystem für eine optimale Belastungskurve. Eine unzerstörbare Metallstruktur und ein verstärkter Gewichtsblock machen sie perfekt für Heavy-Duty-Training mit anspruchsvollen Lasten, geschaffen für Champions aller Zeiten.

**RU. THE LEGENDS ARE BACK –** Тренажёры в стиле old school, напоминающие золотую эпоху бодибилдинга. Оснащены цепным приводом, не требующим обслуживания, и системой кулачков для оптимальной кривой нагрузки. Прочная металлическая конструкция и усиленный стек весов делают их идеальными для тяжёлых тренировок с нагрузками, рассчитанными на чемпионов всех времён.

**AR.**  
رضحتسي زارظلا ميديق ميمصتب تالآ – ريظاسألأ قدوع  
قكرح لبقن ماظنب زيومت، ماسجالأ لامك قضايرل يبهدلأ رصعلا  
ولع لوصحلل قنايص ولأ جاتحي ال تاماك ماظنو لسلسلاب  
وعودجمو فلتلل لباق ريغ ين دعم لك هـ. يلاشم ليومت ينحنم  
لامح أ عم، قق اشلالا نيرامتلل قيلاشم ادلعجت قننحم نازوأ  
روصعلا رم ولع لاطبالأ قعمصم قبعص

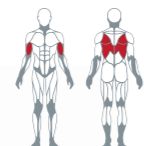


Find more



**LAT MACHINE**

UPPER BODY  
1FT001

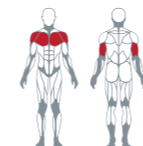


**THE FIRST AND THE ORIGINAL**  
ON THE WORLDWIDE FITNESS MARKET

DIMENSIONS		LOAD
W 120 cm	H 235 cm	Std 150 kg
L 160 cm	Wt 335 kg	

**VERTICAL MULTI PRESS**

UPPER BODY  
1FT045



- MAIN FEATURES**
- Gas-assisted height-adjustable seat;
  - 2 multi-grip bars specifically designed for triceps and chest training;
  - Adjustable range of motion: the multi-grip bars can be positioned at different distances;
  - Lever for a natural start to the movement;
  - Smart switch: easy-to-use rotary system for quick selection of the bar type;



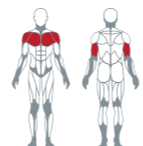
**THE FIRST AND THE ORIGINAL**  
ON THE WORLDWIDE FITNESS MARKET

DIMENSIONS		LOAD	OPTIONAL
W 120 cm	H 230 cm	Std 250 kg	Bicoloured frame
L 200 cm	Wt 550 kg		



**VERTICAL PEK DEK**

UPPER BODY  
1FT036

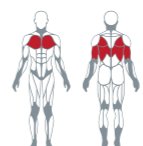


**THE FIRST AND THE ORIGINAL**  
ON THE WORLDWIDE FITNESS MARKET

DIMENSIONS		LOAD	OPTIONAL
W 110 cm	H 200 cm	Std 150 kg	Bicoloured frame
L 210 cm	Wt 425 kg		

**PULLOVER MACHINE**

UPPER BODY  
1FT039



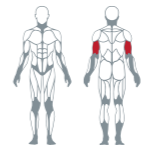
**THE FIRST AND THE ORIGINAL**  
ON THE WORLDWIDE FITNESS MARKET

DIMENSIONS		LOAD	OPTIONAL
W 115 cm	H 160 cm	Std 100 kg	Bicoloured frame
L 185 cm	Wt 285 kg		




**TRICEPS MACHINE**

UPPER BODY  
1FT053



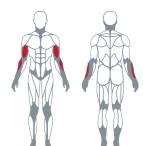
**THE FIRST AND THE ORIGINAL**  
ON THE WORLDWIDE FITNESS MARKET

DIMENSIONS		LOAD	OPTIONAL
W 115 cm	H 160 cm	Std 100 kg	Bicoloured frame
L 110 cm	Wt 240 kg		



**BICEPS MACHINE**

UPPER BODY  
1FT051

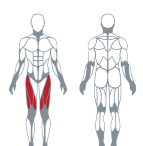


**THE FIRST AND THE ORIGINAL**  
ON THE WORLDWIDE FITNESS MARKET

DIMENSIONS		LOAD	OPTIONAL
W 115 cm	H 160 cm	Std 100 kg	Bicoloured frame
L 110 cm	Wt 290 kg		


**LEG EXTENSION**

LOWER BODY  
1FT081



**THE FIRST AND THE ORIGINAL**  
ON THE WORLDWIDE FITNESS MARKET

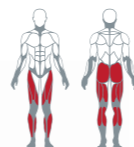
DIMENSIONS		LOAD	OPTIONAL
W 70 cm	H 200 cm	Std 120 kg	Bicoloured frame
L 170 cm	Wt 340 kg		





### LEG PRESS 45

LOWER BODY  
1FT086



**MAIN FEATURES**

- ▶ CAM for a consistently increasing resistance curve;
- ▶ Foot-operated lever to lift weight stack for full ROM;
- ▶ Adjustable push sled distance and 5-position backrest angle;
- ▶ Additional disc holders;



**THE FIRST AND THE ORIGINAL**  
ON THE WORLDWIDE FITNESS MARKET

**DIMENSIONS**

W 110 cm H 200 cm  
L 260 cm Wt 690 kg

**LOAD**

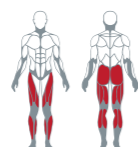
Std 250 kg

**OPTIONAL**

Bicoloured frame

### SQUAT AND CALF MACHINE

LOWER BODY  
1FT091



**THE FIRST AND THE ORIGINAL**  
ON THE WORLDWIDE FITNESS MARKET



**DIMENSIONS**

W 120 cm H 200 cm  
L 230 cm Wt 680 kg

**LOAD**

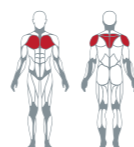
Std 250 kg

**OPTIONAL**

Bicoloured frame

### PECK BACK

MULTIFUNCTIONAL  
1FT117



**THE FIRST AND THE ORIGINAL**  
ON THE WORLDWIDE FITNESS MARKET



**DIMENSIONS**

W 140 cm H 200 cm  
L 160 cm Wt 330 kg

**LOAD**

Std 100 kg

**OPTIONAL**

Bicoloured frame



NECKZILLA  
OLYMPIAN

# MONOLITH

Monolith è la sintesi perfetta del dna Panatta: costante ricerca dell'eccellenza biomeccanica, Made in Italy al 100%, design unico ed estrema cura di ogni dettaglio. Una linea isotonica top di gamma che coniuga lusso ed eleganza per uno stile senza tempo.

Monolith perfectly embodies our Panatta DNA: constant research of excellent biomechanics, 100% Made in Italy, unique design and extreme care to details. An isotonic line that is the top of the range and that combines luxury and elegance in a never ending style.

FR. Monolith est la synthèse parfaite de l'ADN Panatta: recherche constante de l'excellence biomécanique, Made in Italy 100%, design unique et une grande attention portée aux détails. Une ligne de musculation haut de gamme qui allie luxe et élégance pour un style intemporel.

ES. Monolith resume perfectamente el ADN Panatta: una búsqueda constante de la excelencia biomecánica 100% Made in Italy, diseño único y esmero en los detalles. Una línea isotónica de las mejores que une lujo y elegancia para un estilo sin tiempo.

DE. Die Monolith Geräte Serie ist Ausdruck der DNA von Panatta: Exzellenz, hervorragende Biomechanik, 100% „Made in Italy“, einzigartiges Design und äußerste Sorgfalt für jedes Detail. Eine perfekte Geräte Linie die als Ergebnis, Luxus und Eleganz zu einem zeitlosen Stil verbindet.

RU. Monolith – идеальный синтез, подчеркивающий ДНК Panatta: проведение постоянных исследований для достижения совершенной биомеханики, 100% "Made in Italy", плавные контуры и отделка ручной работы наделяют новую линию уникальностью и эксклюзивностью. Новая линия силовых тренажеров сочетает в себе роскошь и элегантность, создавая подлинный стиль, неподвластный времени.

AR.

يشمل بشكل مثالي :  
البحث المستمر للميكانيكا الحيوية الممتازة ، الصناعة الإيطالية 100% ،  
التصميم الفريد و الإهتمام بأدق التفاصيل  
نهج من الصناعة يمثل قمة المدى و يجمع بين الفخامة و الأناقة بأسلوب لا ينتهي



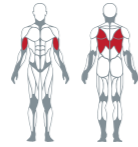
Find more






### LAT PULLDOWN

UPPER BODY  
1MTH001

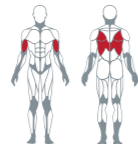


DIMENSIONS		LOAD	OPTIONAL
W 130 cm	H 230 cm	Std 100 kg	various bars and handles
L 120 cm	Wt 225 kg	Opt 130 kg	



### LAT PULLDOWN CONVERGENT

UPPER BODY  
1MTH007

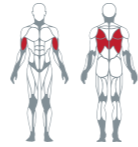


DIMENSIONS		LOAD	OPTIONAL
W 125 cm	H 200 cm	Std 100 kg	kit 2,5 kg increase
L 185 cm	Wt 285 kg	Opt 120 kg	



### LAT PULLDOWN CIRCULAR

UPPER BODY  
1MTH002

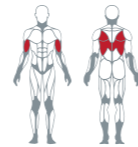


DIMENSIONS		LOAD	OPTIONAL
W 135 cm	H 215 cm	Std 100 kg	kit 2,5 kg increase
L 120 cm	Wt 325 kg	Opt 120 kg	



### HIGH ROW CONVERGENT

UPPER BODY  
1MTH006

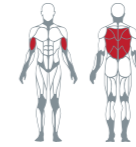


DIMENSIONS		LOAD	OPTIONAL
W 110 cm	H 200 cm	Std 100 kg	kit 2,5 kg increase
L 175 cm	Wt 290 kg	Opt 120 kg	



### PULLEY ROW

UPPER BODY  
1MTH003

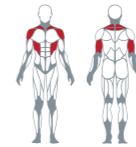


DIMENSIONS		LOAD	OPTIONAL
W 100 cm	H 200 cm	Std 100 kg	various bars and handles
L 190 cm	Wt 240 kg	Opt 130 kg	




### DELTOID PRESS CIRCULAR

UPPER BODY  
1MTH024

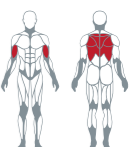


DIMENSIONS		LOAD	OPTIONAL
W 135 cm	H 160 cm	Std 100 kg	kit 2,5 kg increase
L 145 cm	Wt 320 kg	Opt 120 kg	



### ROWING MACHINE CIRCULAR

UPPER BODY  
1MTH004A

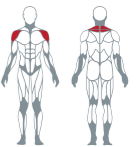


DIMENSIONS		LOAD	OPTIONAL
W 120 cm	H 160 cm	Std 100 kg	kit 2,5 kg increase;
L 160 cm	Wt 280 kg	Opt 120 kg	rotating handgrips



### LATERAL DELTOIDS

UPPER BODY  
1MTH026



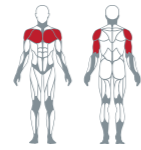
DIMENSIONS		LOAD	OPTIONAL
W 110 cm	H 160 cm	Std 80 kg	kit 2,5 kg increase
L 110 cm	Wt 225 kg		





### VERTICAL CHEST PRESS CIRCULAR

UPPER BODY  
1MTH033

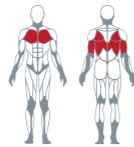


DIMENSIONS		LOAD	OPTIONAL
W 135 cm	H 175 cm	Std 100 kg	kit 2,5 kg increase
L 145 cm	Wt 310 kg	Opt 120 kg	




### PULLOVER MACHINE

UPPER BODY  
1MTH039

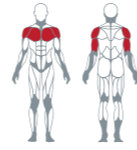


DIMENSIONS		LOAD	OPTIONAL
W 140 cm	H 145 cm	Std 100 kg	kit 2,5 kg increase
L 160 cm	Wt 325 kg	Opt 120 kg	




### INCLINED CHEST PRESS CIRCULAR

UPPER BODY  
1MTH034

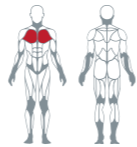


DIMENSIONS		LOAD	OPTIONAL
W 135 cm	H 165 cm	Std 100 kg	kit 2,5 kg increase
L 145 cm	Wt 315 kg	Opt 120 kg	



### PECTORAL MACHINE

UPPER BODY  
1MTH035

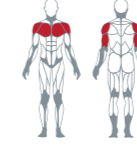


DIMENSIONS		LOAD	OPTIONAL
W 135 cm	H 160 cm	Std 80 kg	kit 2,5 kg increase
L 145 cm	Wt 290 kg	Opt 120 kg	




### DIPS PRESS

UPPER BODY  
1MTH138

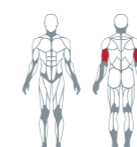


DIMENSIONS		LOAD	OPTIONAL
W 125 cm	H 160 cm	Std 80 kg	kit 2,5 kg increase
L 175 cm	Wt 320 kg	Opt 120 kg	




### TRICEPS MACHINE

UPPER BODY  
1MTH053

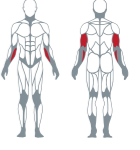


DIMENSIONS		LOAD	OPTIONAL
W 110 cm	H 160 cm	Std 50 kg	kit 2,5 kg increase
L 135 cm	Wt 200 kg	Opt 80 kg	



### FRENCH PRESS MACHINE

UPPER BODY  
1MTH153



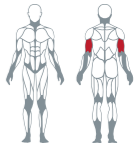
**THE FIRST AND THE ORIGINAL**  
ON THE WORLDWIDE FITNESS MARKET

DIMENSIONS		LOAD	OPTIONAL
W 120 cm	H 200 cm	Std 100 kg	kit 2,5 kg increase
L 160 cm	Wt 325 kg	Opt 120 kg	



### ALTERNATE ARM EXTENSION

UPPER BODY  
1MTH057



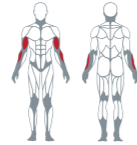
DIMENSIONS		LOAD	OPTIONAL
W 140 cm	H 160 cm	Std 50 kg	kit 2,5 kg increase
L 110 cm	Wt 230 kg	Opt 80 kg	





### CURLING MACHINE

UPPER BODY  
1MTH051

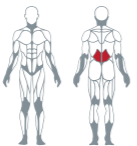


DIMENSIONS		LOAD	OPTIONAL
W 110 cm	H 160 cm	Std 80 kg	kit 2,5 kg increase
L 120 cm	Wt 260 kg		



### LOWER BACK

CORE  
1MTH005

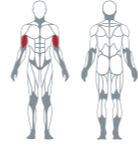


DIMENSIONS		LOAD	OPTIONAL
W 115 cm	H 160 cm	Std 80 kg	supergrip platform;
L 170 cm	Wt 275 kg	Opt 120 kg	kit 2,5 kg increase



### ALTERNATE ARM CURL

UPPER BODY  
1MTH056

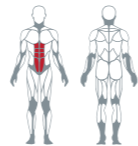


DIMENSIONS		LOAD	OPTIONAL
W 140 cm	H 160 cm	Std 50 kg	kit 2,5 kg increase
L 110 cm	Wt 230 kg	Opt 80 kg	



### ABDOMINAL CRUNCH

CORE  
1MTH067

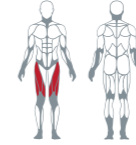


DIMENSIONS		LOAD	OPTIONAL
W 125 cm	H 170 cm	Std 50 kg	kit 2,5 kg increase
L 110 cm	Wt 215 kg	Opt 80 kg	



### LEG EXTENSION

LOWER BODY  
1MTH081

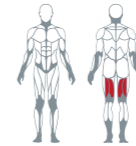


DIMENSIONS		LOAD	OPTIONAL
W 110 cm	H 160 cm	Std 80 kg	kit 2,5 kg increase
L 145 cm	Wt 265 kg	Opt 100 kg	



### SEATED LEG CURLING

LOWER BODY  
1MTH083

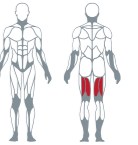


DIMENSIONS		LOAD	OPTIONAL
W 110 cm	H 160 cm	Std 80 kg	kit 2,5 kg increase
L 145 cm	Wt 265 kg	Opt 100 kg	



### LEG CURLING

LOWER BODY  
1MTH082



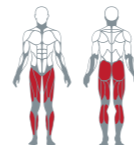
DIMENSIONS		LOAD	OPTIONAL
W 110 cm	H 160 cm	Std 80 kg	kit 2,5 kg increase
L 190 cm	Wt 265 kg	Opt 100 kg	





### HORIZONTAL ADJUSTABLE LEG PRESS

LOWER BODY  
1MTH085

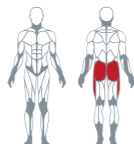


DIMENSIONS		LOAD	OPTIONAL
W 115 cm	H 200 cm	Std 200 kg	adjustable carriage gas
L 200 cm	Wt 470 kg	Opt 300 kg	assisted; supergrip platform



### ABDUCTOR MACHINE

LOWER BODY  
1MTH086

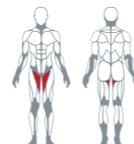


DIMENSIONS		LOAD	OPTIONAL
W 140 cm	H 160 cm	Std 80 kg	kit 2,5 kg increase;
L 140 cm	Wt 270 kg	Opt 100 kg	customizable privacy display



### ADDUCTOR MACHINE

LOWER BODY  
1MTH087

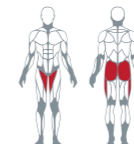


DIMENSIONS		LOAD	OPTIONAL
W 140 cm	H 160 cm	Std 80 kg	kit 2,5 kg increase;
L 140 cm	Wt 270 kg	Opt 100 kg	customizable privacy display



### DUAL ADDUCTOR ABDUCTOR MACHINE

LOWER BODY  
1MTH093

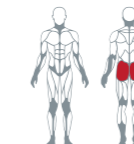


DIMENSIONS		LOAD	OPTIONAL
W 140 cm	H 160 cm	Std 80 kg	kit 2,5 kg increase;
L 140 cm	Wt 315 kg	Opt 100 kg	customizable privacy display



### GLUTEUS MACHINE

LOWER BODY  
1MTH088

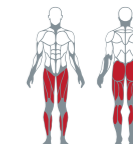


DIMENSIONS		LOAD	OPTIONAL
W 110 cm	H 160 cm	Std 50 kg	kit 2,5 kg increase
L 150 cm	Wt 275 kg	Opt 80 kg	



### MASTER GLUTEUS PLUS

LOWER BODY  
1MTH094A



**THE FIRST AND THE ORIGINAL**  
ON THE WORLDWIDE FITNESS MARKET

- MAIN FEATURES**
- multiple workout position: adjustable system for selecting the workout level on 3 different angles;
  - horizontal adjustment of elbow supports and handles;
  - double padding for perfect alignment of the thrust leg;
  - adjustable thrusting roller with non-slip treatment;
  - counterbalance to reduce the empty weight of the thrust lever.

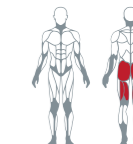


DIMENSIONS		LOAD	OPTIONAL
W 135 cm	H 200 cm	Std 100 kg	kit 2,5 kg increase
L 225 cm	Wt 380 kg	Opt 120 kg	



### HIP THRUST

LOWER BODY  
1MTH097



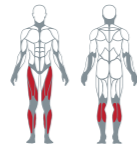
DIMENSIONS		LOAD	OPTIONAL
W 120 cm	H 160 cm	Std 100 kg	kit 2,5 kg increase
L 195 cm	Wt 330 kg	Opt 120 kg	adjustable platform





### CALF HACK MACHINE

LOWER BODY  
1MTH092

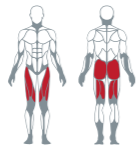


DIMENSIONS		LOAD	OPTIONAL
W 115 cm	H 200 cm	Std 100 kg	supergrip platform
L 190 cm	Wt 355 kg	Opt 130 kg	



### STANDING ABDUCTOR

LOWER BODY  
1MTH096




**THE FIRST AND THE ORIGINAL**  
ON THE WORLDWIDE FITNESS MARKET

**MAIN FEATURES**

- possibility of mono-articular (hip abduction only) or multi-articular (hip abduction and pelvic extension) exercise;
- physiological load curve;
- large front support handles.

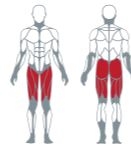


DIMENSIONS		LOAD	OPTIONAL
W 165 cm	H 160 cm	Std 100 kg	kit 2,5 kg increase
L 165 cm	Wt 315 kg		



### MULTI HIP

LOWER BODY  
1MTH090

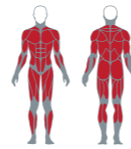


DIMENSIONS		LOAD	OPTIONAL
W 165 cm	H 165 cm	Std 80 kg	kit 2,5 kg increase
L 160 cm	Wt 340kg	Opt 100 kg	




### CABLE CROSSOVER

MULTIFUNCTIONAL  
1MTH111

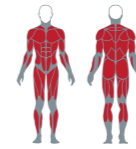


DIMENSIONS		LOAD	OPTIONAL
W 110 cm	H 235 cm	Std 80 kg	kit 2,5 kg increase;
L 385 cm	Wt 495 kg	Opt 100 kg	various bars and handles




### ADJUSTABLE CABLE CROSSOVER

MULTIFUNCTIONAL  
1MTH125

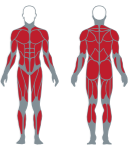


DIMENSIONS		LOAD	OPTIONAL
W 110 cm	H 235 cm	Std 80 kg	kit 2,5 kg increase;
L 385 cm	Wt 585 kg	Opt 100 kg	various bars and handles



### ADJUSTABLE CABLE STATION

MULTIFUNCTIONAL  
1MTH114

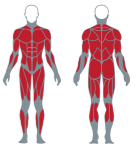


DIMENSIONS		LOAD	OPTIONAL
W 110 cm	H 235 cm	Std 80 kg	kit 2,5 kg increase;
L 110 cm	Wt 275 kg	Opt 100 kg	various bars and handles



### CABLE STATION

MULTIFUNCTIONAL  
1MTH126



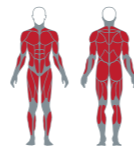
DIMENSIONS		LOAD	OPTIONAL
W 110 cm	H 235 cm	Std 80 kg	kit 2,5 kg increase;
L 110 cm	Wt 265 kg	Opt 100 kg	various bars and handles





### 2-STATION MULTI GYM

MULTIFUNCTIONAL - MODULAR MACHINE  
1MTH127



- S4 | SIDE WIDE**
- TRICEPS STATION STRAIGHT BAR
  - TRICEPS STATION PRESSDOWN BAR
  - TRICEPS STATION WITH PAD
  - ADJUSTABLE CABLE STATION (default)



- S2 | SIDE WIDE**
- TRICEPS STATION STRAIGHT BAR
  - TRICEPS STATION PRESSDOWN BAR
  - TRICEPS STATION WITH PAD (default)
  - ADJUSTABLE CABLE STATION

**DIMENSIONS**

W 105 cm H 240 cm  
L 145 cm Wt 430 kg

**LOAD**

Std 80 kg  
Opt 100 kg

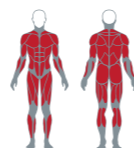
**OPTIONAL**

kit 2,5 kg increase;  
various bars and handles



### 4-STATION MULTI GYM

MULTIFUNCTIONAL - MODULAR MACHINE  
1MTH112



- S1 | SIDE SHORT**
- CABLE STATION (default)
  - ADJUSTABLE CABLE STATION
  - TRICEPS STATION PRESSDOWN BAR



- S2 | SIDE WIDE**
- TRICEPS STATION STRAIGHT BAR (default)
  - TRICEPS STATION PRESSDOWN BAR
  - TRICEPS STATION WITH PAD
  - ADJUSTABLE CABLE STATION

- S4 | SIDE WIDE**
- TRICEPS STATION STRAIGHT BAR
  - TRICEPS STATION PRESSDOWN BAR (default)
  - TRICEPS STATION WITH PAD
  - ADJUSTABLE CABLE STATION

- S3 | SIDE SHORT**
- CABLE STATION
  - ADJUSTABLE CABLE STATION (default)
  - TRICEPS STATION PRESSDOWN BAR

**DIMENSIONS**

W 150 cm H 240 cm  
L 120 cm Wt 610 kg

**LOAD**

Std 80 kg  
Opt 100 kg

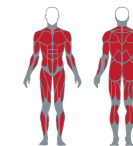
**OPTIONAL**

kit 2,5 kg increase (short sides);  
various bars and handles



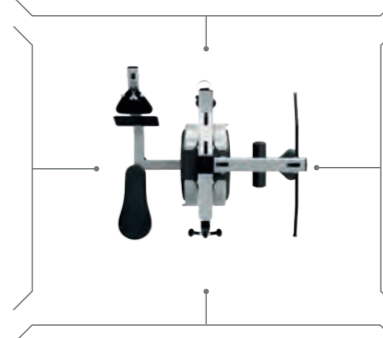
### JUNGLE MACHINE

MULTIFUNCTIONAL - MODULAR MACHINE  
1MTH115



- S4 | SIDE WIDE**
- PULLEY STATION (default)
  - LAT MACHINE STATION

- S1 | SIDE SHORT**
- CABLE STATION (default)
  - ADJUSTABLE CABLE STATION
  - TRICEPS STATION PRESSDOWN BAR



- S2 | SIDE WIDE**
- PULLEY STATION
  - LAT MACHINE STATION (default)

- S3 | SIDE SHORT**
- CABLE STATION
  - ADJUSTABLE CABLE STATION
  - TRICEPS STATION PRESSDOWN BAR (default)

**DIMENSIONS**

W 190 cm H 235 cm  
L 205 cm Wt 665 kg

**LOAD**

Std 80/100 kg  
Opt 100/130 kg

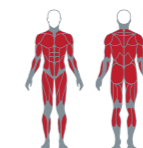
**OPTIONAL**

kit 2,5 kg increase (short sides);  
various bars and handles



### JUNGLE MACHINE / CABLE STATION WITH BAR

MULTIFUNCTIONAL  
1MTH115+1MTH116



**DIMENSIONS**

W 205 cm H 235 cm  
L 480 cm Wt 930 kg

**LOAD**

Std 80/100 kg  
Opt 100/130 kg

**OPTIONAL**

kit 2,5 kg increase (short sides);  
various bars and handles

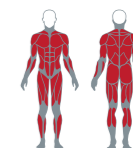
1MTH116

1MTH115

- S1 CABLE STATION
- S2 PULLEY STATION
- S3 TRICEPS STATION PRESSDOWN BAR
- S4 LAT MACHINE STATION

### JUNGLE MACHINE / ADJUSTABLE CABLE STATION WITH BAR

MULTIFUNCTIONAL  
1MTH115+1MTH124



**DIMENSIONS**

W 205 cm H 235 cm  
L 490 cm Wt 975 kg

**LOAD**

Std 80/100 kg  
Opt 100/130 kg

**OPTIONAL**

kit 2,5 kg increase (short sides);  
various bars and handles

1MTH124

1MTH115

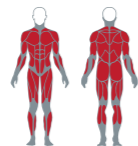
- S1 ADJUSTABLE CABLE STATION
- S2 PULLEY STATION
- S3 TRICEPS STATION PRESSDOWN BAR
- S4 LAT MACHINE STATION





### JUNGLE MACHINE / JOINT BAR / JUNGLE MACHINE

MULTIFUNCTIONAL  
1MTH115+1MTH119+1MTH115

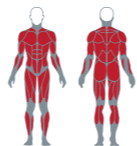


**DIMENSIONS** W 205 cm H 235 cm L 550 cm  
**LOAD** Std 80/100 kg Wt 1365 kg  
**OPTIONAL** kit 2,5kg increase (short sides); various bars and handles

1MTH115	1MTH115
S1 ADJUSTABLE CABLE STATION	S1 CABLE STATION
S2 LAT MACHINE STATION	S2 PULLEY STATION
S3 CABLE STATION	S3 ADJUSTABLE CABLE STATION
S4 LAT MACHINE STATION	S4 PULLEY STATION

### JUNGLE MACHINE / JOINT BAR / 4-STATION MULTI GYM

MULTIFUNCTIONAL  
1MTH115+1MTH119+1MTH112

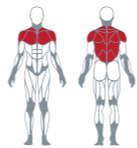


**DIMENSIONS** W 205 cm H 240 cm L 555 cm  
**LOAD** Std 80/100 kg Wt 1310 kg  
**OPTIONAL** kit 2,5 kg increase (short sides); various bars and handles

1MTH115	1MTH112
S1 TRICEPS STATION PRESSDOWN BAR	S1 CABLE STATION
S2 LAT MACHINE STATION	S2 TRICEPS STATION STRAIGHT BAR
S3 CABLE STATION	S3 ADJUSTABLE CABLE STATION
S4 PULLEY STATION	S4 TRICEPS STATION PRESSDOWN BAR

### STANDING MULTI FLIGHT

UPPER BODY  
1MTH028



**MAIN FEATURES**

- Machine to train deltoids, pectorals and back muscles
- Height adjustment of the rotation centres with counterbalanced and gas assisted cart
- Range of motion: starting angle adjustment
- Cam to ensure a natural adaptation of the load
- Headrest
- Counterbalanced arms
- Wide platform with removable frame
- Central fixed handle to stabilize the body in the execution of monolateral exercise



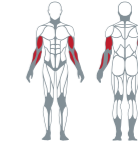
**THE FIRST AND THE ORIGINAL ON THE WORLDWIDE FITNESS MARKET**

**DIMENSIONS** W 80 cm H 205 cm L 145 cm  
**LOAD** Std 80 kg Wt 295 kg  
**OPTIONAL** kit 2,5 kg increase Opt 120 kg



### STANDING TOTAL ARMS

UPPER BODY  
1MTH055A




**THE FIRST AND THE ORIGINAL ON THE WORLDWIDE FITNESS MARKET**

**MAIN FEATURES**

- 2 machines in 1 | curling + triceps machine;
- smart switch: rotating system of the exercise arm for the exercise selection;
- gas-assisted height adjustment of the exercise arm;
- cam to ensure a natural adaptation of the load;
- counterbalance to reset the empty weight of the exercise lever;
- rotating handle with straight or EZ bar;
- adjustable handle;
- wide platform with anti-slip system.

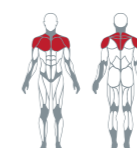


**DIMENSIONS** W 130 cm H 185 cm L 170 cm  
**LOAD** Std 80 kg Wt 350 kg  
**OPTIONAL** kit 2,5 kg increase Opt 100 kg



### PECK BACK

UPPER BODY  
1MTH117



**DIMENSIONS** W 130 cm H 195 cm L 140 cm  
**LOAD** Std 80 kg Wt 275 kg  
**OPTIONAL** kit 2,5 kg increase



**CARTER ALSO AVAILABLE IN SILVER COLOUR OPTIONAL**



**BASE CURVE ALSO AVAILABLE IN SILVER COLOUR OPTIONAL**



N° MACHINES: 72  
N° BENCHES: 25

FitEvo

PANATTA

Worldwide Fitness Company

# FIT EVO

Design moderno, biomeccanica Panatta.  
Fit Evo combina perfettamente funzionalità ed estetica, garantendo il massimo comfort per tutti gli utenti.

Cutting-edge biomechanical design by Panatta. Fit Evo is the perfect combination of functionality and aesthetics, guaranteeing the maximum comfort for every user.

FR. Design moderne, biomécanique Panatta.  
Fit Evo allie parfaitement fonctionnalité et esthétique, tout en garantissant un confort maximal pour tous les utilisateurs.

ES. Diseño moderno, biomecánica Panatta.  
Fit Evo combina perfectamente funcionalidad y estética, garantizando la máxima comodidad para todos los usuarios.

DE. Die FIT-EVO Linie von Panatta verbindet modernes Design mit einer sehr guten Biomechanik. Fit Evo Kraftgeräte sind ist die perfekte Kombination von Funktionalität und Ästhetik und garantieren höchsten Komfort für alle Benutzer.

RU. Современный дизайн. Биомеханика компании Panatta. Fit Evo прекрасно сочетает в себе функциональность и красивый внешний вид, гарантируя всем пользователям максимальный комфорт.

AR.

تصميم حديث وبيوميكانيكي من صنع Panatta.  
جمع تشكيلة Fit Evo بشكل تام ما بين العملية والجمالية، وتضمن أقصى حد من الراحة لجميع المستخدمين.



Find more

NECKZILLA  
OLYMPIAN

**EVO**





# THE BEST ARMS WORKOUT

NEW 14 MACHINES FOR BICEPS AND TRICEPS WORKOUT

THE FIRST AND THE ORIGINAL ON THE WORLDWIDE FITNESS MARKET

ALTERNATE SUPINATING BICEPS



ALTERNATE PREACHER CURL MACHINE

THE FIRST AND THE ORIGINAL ON THE WORLDWIDE FITNESS MARKET



ALTERNATE PRONATING TRICEPS

THE FIRST AND THE ORIGINAL ON THE WORLDWIDE FITNESS MARKET



ALTERNATE STANDING TOTAL ARMS

THE FIRST AND THE ORIGINAL ON THE WORLDWIDE FITNESS MARKET



ALTERNATE ARM CURL -45



STANDING TOTAL ARMS

THE FIRST AND THE ORIGINAL ON THE WORLDWIDE FITNESS MARKET





**ALTERNATE  
ARM  
EXTENSION**



**DIPS PRESS**



**ALTERNATE ARM  
EXTENSION 90**

**FRENCH PRESS  
MACHINE**



**ALTERNATE  
ARM CURL**

**CURLING MACHINE**



**TRICEPS  
MACHINE**



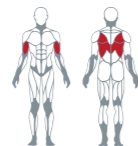
**ALTERNATE ARM  
CURL 120**






### LAT PULLDOWN

UPPER BODY  
1FE001

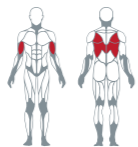


DIMENSIONS		LOAD		OPTIONAL
W	120 cm	H	240 cm	various bars and handles
L	140 cm	Wt	195 kg	

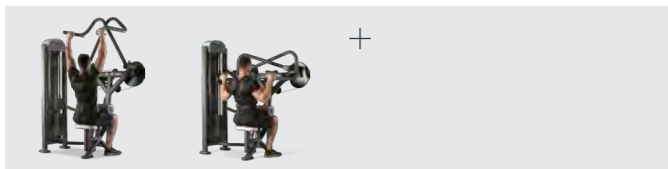


### LAT PULLDOWN CIRCULAR

UPPER BODY  
1FE002

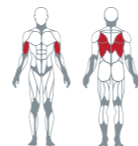


DIMENSIONS		LOAD	
W	150 cm	H	220 cm
L	95 cm	Wt	265 kg



### LAT PULLDOWN DOUBLE STACK

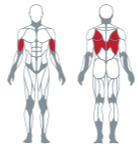
UPPER BODY  
1FE101




DIMENSIONS		LOAD		OPTIONAL
W	130 cm	H	250 cm	various bars and handles
L	115 cm	Wt	250 kg	

### LAT PULLDOWN CONVERGENT

UPPER BODY  
1FE007

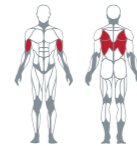


DIMENSIONS		LOAD	
W	125 cm	H	210 cm
L	170 cm	Wt	260 kg



### HIGH ROW CONVERGENT

UPPER BODY  
1FE006

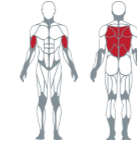


DIMENSIONS		LOAD	
W	115 cm	H	210 cm
L	160 cm	Wt	265 kg

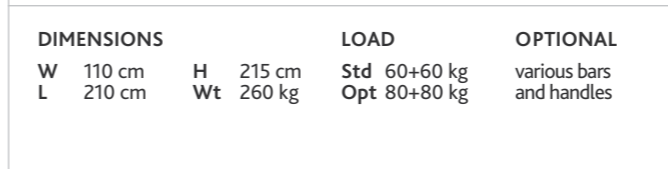


### PULLEY ROW DOUBLE STACK

UPPER BODY  
1FE103

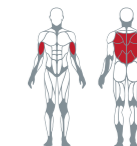


DIMENSIONS		LOAD		OPTIONAL
W	110 cm	H	215 cm	various bars and handles
L	210 cm	Wt	260 kg	




### PULLEY ROW

UPPER BODY  
1FE003

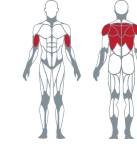


DIMENSIONS		LOAD		OPTIONAL
W	100 cm	H	225 cm	various bars and handles
L	175 cm	Wt	215 kg	




### ROWING MACHINE CIRCULAR

UPPER BODY  
1FE004A



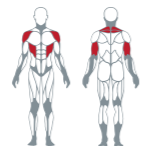
DIMENSIONS		LOAD		OPTIONAL
W	130 cm	H	185 cm	rotating handgrips
L	160 cm	Wt	270 kg	





### DELTOID PRESS

UPPER BODY  
1FE025

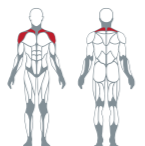


<b>DIMENSIONS</b>		<b>LOAD</b>	
W 160 cm	H 160 cm	Std 80 kg	
L 170 cm	Wt 210 kg	Opt 100 kg	




### LATERAL DELTOIDS

UPPER BODY  
1FE026

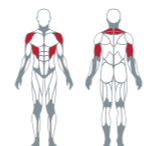


<b>DIMENSIONS</b>		<b>LOAD</b>	
W 125 cm	H 160 cm	Std 50 kg	
L 95 cm	Wt 175 kg	Opt 80 kg	




### DELTOID PRESS CIRCULAR

UPPER BODY  
1FE024

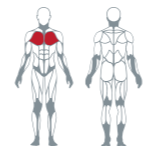


<b>DIMENSIONS</b>		<b>LOAD</b>	
W 145 cm	H 185 cm	Std 100 kg	
L 140 cm	Wt 275 kg	Opt 120 kg	



### PECTORAL MACHINE

UPPER BODY  
1FE035

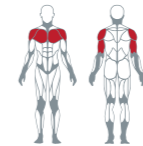


<b>DIMENSIONS</b>		<b>LOAD</b>	
W 145 cm	H 160 cm	Std 80 kg	
L 130 cm	Wt 230 kg	Opt 120 kg	



### VERTICAL CHEST PRESS

UPPER BODY  
1FE036

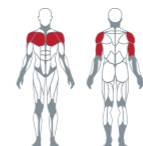


<b>DIMENSIONS</b>		<b>LOAD</b>	
W 150 cm	H 160 cm	Std 100 kg	
L 120 cm	Wt 230 kg		

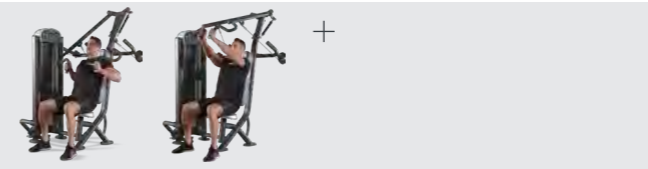


### INCLINED CHEST PRESS

UPPER BODY  
1FE037

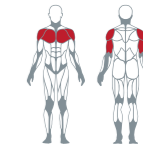


<b>DIMENSIONS</b>		<b>LOAD</b>	
W 160 cm	H 190 cm	Std 80 kg	
L 145 cm	Wt 210 kg	Opt 120 kg	




### VERTICAL CHEST PRESS CIRCULAR

UPPER BODY  
1FE033

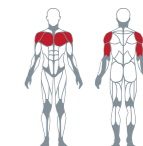


<b>DIMENSIONS</b>		<b>LOAD</b>	
W 145 cm	H 185 cm	Std 100 kg	
L 125 cm	Wt 270 kg	Opt 120 kg	




### INCLINED CHEST PRESS CIRCULAR

UPPER BODY  
1FE034

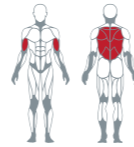


<b>DIMENSIONS</b>		<b>LOAD</b>	
W 145 cm	H 185 cm	Std 100 kg	
L 135 cm	Wt 265 kg	Opt 120 kg	



## TOTAL BACK

UPPER BODY  
1FE008



### MAIN FEATURES:

- multi-exercise station: gas-assisted adjustable configuration with four positions;
- gas-assisted height-adjustable seat;
- depth-adjustable chest pad;
- height-adjustable thigh hold-down rollers;
- handles adjustable in distance with three positions;
- independent levers for unilateral or bilateral execution;
- constant load linear sliding system with low-friction wheels;
- counterbalance system to eliminate the unloaded weight of the exercise levers;
- standard rotating handles for a more natural grip, adjustable even during movement;
- fixed central handle to stabilize the body during unilateral execution.

THE FIRST AND  
THE ORIGINAL  
ON THE WORLDWIDE  
FITNESS MARKET



45° LOW ROW



90° POWER ROW



135° HIGH ROW



180° LAT PULLDOWN

### DIMENSIONS

W 195 cm H 225 cm  
L 195 cm Wt 490 kg

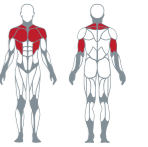
### LOAD

Std 60 + 60 kg  
Opt 80 + 80 kg



## TOTAL PRESS

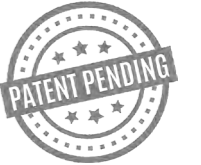
UPPER BODY  
1FE032



### MAIN FEATURES:

- multi-exercise station: gas-assisted adjustable configuration with four positions;
- height-adjustable seat with a gas-assisted system to accommodate different heights;
- depth-adjustable seat with a gas-assisted system;
- independent levers for unilateral or bilateral execution;
- constant load linear sliding system with low-friction wheels;
- counterbalance to offset the unloaded weight of the exercise levers;

THE FIRST AND  
THE ORIGINAL  
ON THE WORLDWIDE  
FITNESS MARKET



45° DECLINED CHEST PRESS



90° VERTICAL CHEST PRESS



135° INCLINED CHEST PRESS



180° DELTOID PRESS

### DIMENSIONS

W 185 cm H 220 cm  
L 170 cm Wt 500 kg

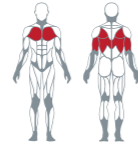
### LOAD

Std 120 + 120 kg  
Opt 150 + 150 kg



### PULLOVER MACHINE

UPPER BODY  
1FE039

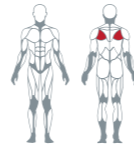


DIMENSIONS		LOAD	
W	140 cm	H	160 cm
L	150 cm	Wt	235 kg
		Std	80 kg
		Opt	100 kg



### ROTARY CUFF

UPPER BODY  
1FE027

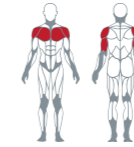


DIMENSIONS		LOAD	
W	150 cm	H	160 cm
L	105 cm	Wt	190 kg
		Std	50 kg
		Opt	80 kg



### DIPS PRESS

UPPER BODY  
1FE038

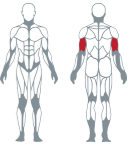


DIMENSIONS		LOAD	
W	120 cm	H	160 cm
L	155 cm	Wt	245 kg
		Std	80 kg
		Opt	120 kg



### TRICEPS MACHINE

UPPER BODY  
1FE053

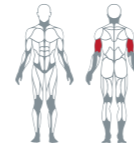


DIMENSIONS		LOAD	
W	115 cm	H	160 cm
L	120 cm	Wt	170 kg
		Std	50 kg
		Opt	80 kg



### FRENCH PRESS MACHINE

UPPER BODY  
1FE153

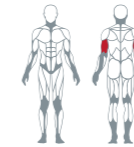


**THE FIRST AND THE ORIGINAL**  
ON THE WORLDWIDE FITNESS MARKET

DIMENSIONS		LOAD	
W	130 cm	H	160 cm
L	180 cm	Wt	230 kg
		Std	100 kg
		Opt	120 kg

### ALTERNATE ARM EXTENSION

UPPER BODY  
1FE057

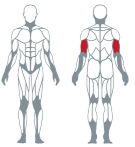


DIMENSIONS		LOAD	
W	150 cm	H	160 cm
L	85 cm	Wt	190 kg
		Std	50 kg
		Opt	80 kg



### ALTERNATE ARM EXTENSION 90

UPPER BODY  
1FE357



DIMENSIONS		LOAD	
W	150 cm	H	160 cm
L	85 cm	Wt	190 kg
		Std	50 kg
		Opt	80 kg





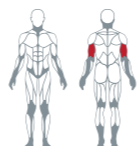
## ALTERNATE PRONATING TRICEPS

UPPER BODY  
1FE557

The Alternate Pronating Triceps is a machine specifically designed to train the elbow extensors: triceps brachii and anconeus. The lever system integrated into the exercise arms guides the wrist into pronation during movement, allowing the triceps to perform the extension with maximum activation and comfort.

### MAIN FEATURES

- Height-adjustable seat;
- Depth-adjustable backrest;
- Independent levers for unilateral or bilateral execution;
- Physiological load curve with CAM;
- Counterbalance to reduce the empty weight of the exercise levers;
- Swiveling and rotating adaptive grip handles.



**THE FIRST AND THE ORIGINAL**  
ON THE WORLDWIDE FITNESS MARKET



DIMENSIONS		LOAD
W 160 cm	H 160 cm	Std 50 kg
L 105 cm	Wt 245 kg	Opt 80 kg



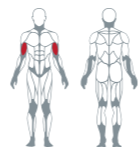
## ALTERNATE SUPINATING BICEPS

UPPER BODY  
1FE556

The Alternate Supinating Biceps is a machine designed to fully develop the main elbow flexors: biceps brachii, brachialis, and brachioradialis. The lever system integrated into the exercise arms guides the wrist into supination during movement, allowing the biceps brachii to fully perform both its flexion and supination functions, maximizing peak contraction.

### MAIN FEATURES

- Height-adjustable seat;
- Depth-adjustable backrest;
- Independent levers for unilateral or bilateral execution;
- Physiological load curve with CAM;
- Counterbalance to reduce the empty weight of the exercise levers;
- Swiveling and rotating adaptive grip handles.



**THE FIRST AND THE ORIGINAL**  
ON THE WORLDWIDE FITNESS MARKET

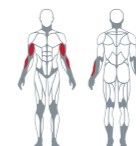


DIMENSIONS		LOAD
W 160 cm	H 160 cm	Std 50 kg
L 85 cm	Wt 265 kg	Opt 80 kg




## CURLING MACHINE

UPPER BODY  
1FE051

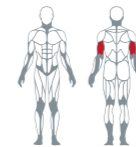


DIMENSIONS		LOAD
W 110 cm	H 160 cm	Std 50 kg
L 85 cm	Wt 165 kg	Opt 80 kg



## ALTERNATE ARM CURL 120

UPPER BODY  
1FE356

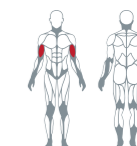


DIMENSIONS		LOAD
W 150 cm	H 160 cm	Std 50 kg
L 85 cm	Wt 190 kg	Opt 80 kg




## ALTERNATE ARM CURL

UPPER BODY  
1FE056

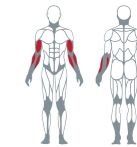


DIMENSIONS		LOAD
W 150 cm	H 160 cm	Std 50 kg
L 85 cm	Wt 180 kg	Opt 80 kg



## ALTERNATE ARM CURL -45

UPPER BODY  
1FE456



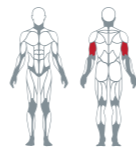
DIMENSIONS		LOAD
W 150 cm	H 160 cm	Std 60 kg
L 130 cm	Wt 210 kg	Opt 80 kg





## ALTERNATE PREACHER CURL MACHINE

UPPER BODY  
1FE052



**THE FIRST AND  
THE ORIGINAL**  
ON THE WORLDWIDE  
FITNESS MARKET

### DIMENSIONS

W 150 cm H 160 cm  
L 85 cm Wt 190 kg

### LOAD

Std 50 kg  
Opt 80 kg

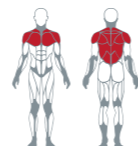


## STANDING MULTI FLIGHT

UPPER BODY  
1FE028

### MAIN FEATURES

- Machine to train deltoids, pectorals and back muscles
- Height adjustment of the rotation centres with counterbalanced and gas assisted cart
- Range of motion: starting angle adjustment
- Cam to ensure a natural adaptation of the load
- Headrest
- Counterbalanced arms
- Wide platform with removable frame
- Central fixed handle to stabilize the body in the execution of monolateral exercise



**THE FIRST AND  
THE ORIGINAL**  
ON THE WORLDWIDE  
FITNESS MARKET



### DIMENSIONS

W 80 cm H 195 cm  
L 145 cm Wt 280 kg

### LOAD

Std 80 kg  
Opt 120 kg

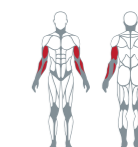


## STANDING TOTAL ARMS

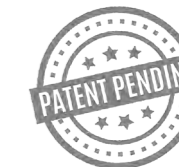
UPPER BODY  
1FE055A

### MAIN FEATURES

- 2 machines in 1 | curling + triceps machine;
- smart switch: rotating system of the exercise arm for the exercise selection;
- gas-assisted height adjustment of the exercise arm;
- cam to ensure a natural adaptation of the load;
- counterbalance to reset the empty weight of the exercise lever;
- rotating handle with straight or EZ bar;
- adjustable handle;
- wide platform with anti-slip system.



**THE FIRST AND  
THE ORIGINAL**  
ON THE WORLDWIDE  
FITNESS MARKET



### DIMENSIONS

W 80 cm H 195 cm  
L 145 cm Wt 280 kg

### LOAD

Std 80 kg  
Opt 100 kg

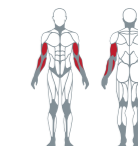


## ALTERNATE STANDING TOTAL ARMS

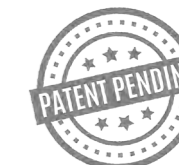
UPPER BODY  
1FE155

### MAIN FEATURES

- 2 machines in 1 | curling + triceps machine;
- smart switch: rotating exercise arm system for selecting the type of workout;
- double weight stack for load selection, one on each side;
- gas-assisted height adjustment of the exercise arms;
- cam to ensure natural load adaptation;
- jointed handles with adaptive system;
- handles adjustable to two angles: supine and semi-supine for biceps, prone and semi-prone for triceps;
- fixed central handle to stabilize the body during single-handed performance;
- large footplate with non-slip treatment.



**THE FIRST AND  
THE ORIGINAL**  
ON THE WORLDWIDE  
FITNESS MARKET



### DIMENSIONS

W 175 cm H 180 cm  
L 140 cm Wt 460 kg

### LOAD

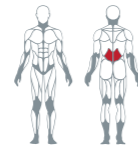
Std 50+50 kg  
Opt 80+80 kg





### LOWER BACK

CORE  
1FE005

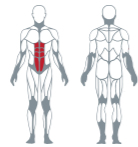


DIMENSIONS		LOAD	
W 140 cm	H 160 cm	Std 50 kg	
L 150 cm	Wt 185 kg	Opt 120 kg	



### ABDOMINAL CRUNCH

CORE  
1FE067

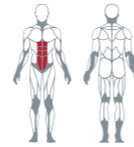


DIMENSIONS		LOAD	
W 130 cm	H 160 cm	Std 50 kg	
L 130 cm	Wt 180 kg	Opt 80 kg	



### UPPER ABDOMINAL MACHINE

CORE  
1FE065

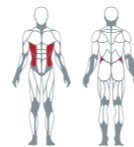


DIMENSIONS		LOAD	
W 140 cm	H 160 cm	Std 50 kg	
L 160 cm	Wt 180 kg	Opt 100 kg	



### TORSION MACHINE

CORE  
1FE066

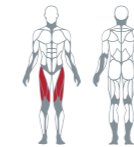


DIMENSIONS		LOAD	
W 145 cm	H 160 cm	Std 50 kg	
L 110 cm	Wt 175 kg	Opt 100 kg	




### LEG EXTENSION

LOWER BODY  
1FE081

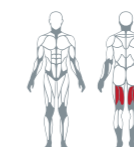


DIMENSIONS		LOAD	
W 105 cm	H 160 cm	Std 80 kg	
L 150 cm	Wt 210 kg	Opt 100 kg	



### SEATED LEG CURLING

LOWER BODY  
1FE083

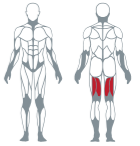


DIMENSIONS		LOAD	
W 105 cm	H 160 cm	Std 50 kg	
L 155 cm	Wt 180 kg	Opt 80 kg	



### LEG CURLING

LOWER BODY  
1FE082

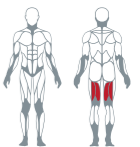


DIMENSIONS		LOAD	
W 100 cm	H 160 cm	Std 50 kg	
L 165 cm	Wt 180 kg	Opt 80 kg	




### STANDING LEG CURLING

LOWER BODY  
1FE084



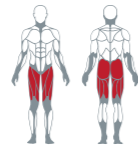
DIMENSIONS		LOAD	
W 110 cm	H 160 cm	Std 50 kg	
L 140 cm	Wt 200 kg	Opt 80 kg	





### POWER RUNNER


LOWER BODY  
1FE098



**THE FIRST AND THE ORIGINAL**  
ON THE WORLDWIDE FITNESS MARKET

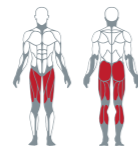


DIMENSIONS		LOAD	
W 115 cm	H 180 cm	Std 100 + 100 kg	
L 200 cm	Wt 480 kg		




### HORIZONTAL LEG PRESS

LOWER BODY  
1FE085

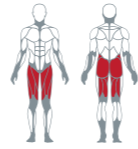


DIMENSIONS		LOAD	OPTIONAL
W 120 cm	H 185 cm	Std 150 kg	Adjustable carriage gas assisted
L 220 cm	Wt 355 kg	Opt 200 kg	



### DUAL SYSTEM HORIZONTAL LEG PRESS


LOWER BODY  
1FE095



- MAIN FEATURES**
- Physiological load curve with pantograph progressive system
  - Independent levers with blocking system: unilateral or bilateral exercise
  - Starting position adjustment

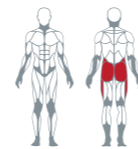


DIMENSIONS		LOAD	
W 115 cm	H 185 cm	Std 200 kg	
L 195 cm	Wt 450 kg	Opt 250 kg	



### ABDUCTOR MACHINE

LOWER BODY  
1FE086

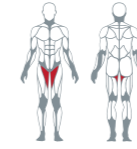


DIMENSIONS		LOAD	
W 70 cm	H 160 cm	Std 50 kg	
L 180 cm	Wt 185 kg	Opt 100 kg	



### ADDUCTOR MACHINE

LOWER BODY  
1FE087

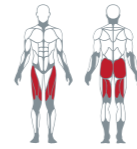


DIMENSIONS		LOAD	
W 70 cm	H 160 cm	Std 50 kg	
L 185 cm	Wt 185 kg	Opt 100 kg	



### MASTER GLUTEUS PLUS

LOWER BODY  
1FE094A




- MAIN FEATURES**
- Multiple workout position: adjustable system for selecting the workout level on 3 different angles
  - Adjustable thrust arm non-slip painted
  - Elbow padding and support grips with horizontal adjustment
  - Double padding for the perfect alignment of the thrust leg

**THE FIRST AND THE ORIGINAL**  
ON THE WORLDWIDE FITNESS MARKET

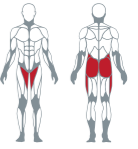


DIMENSIONS		LOAD	
W 115 cm	H 160 cm	Std 100 kg	
L 205 cm	Wt 335 kg	Opt 120 kg	



### ADDUCTOR/ABDUCTOR MACHINE

LOWER BODY  
1FE093

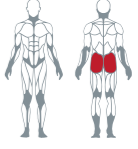


DIMENSIONS		LOAD	
W 70 cm	H 160 cm	Std 50 kg	
L 185 cm	Wt 200 kg	Opt 100 kg	



### GLUTEUS MACHINE

LOWER BODY  
1FE088



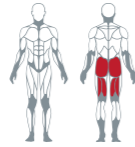
DIMENSIONS		LOAD	
W 110 cm	H 160 cm	Std 50 kg	
L 150 cm	Wt 215 kg	Opt 80 kg	





### HIP THRUST

LOWER BODY  
1FE097

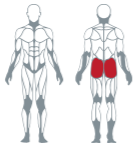


DIMENSIONS		LOAD	OPTIONAL
W 135 cm	H 160 cm	Std 100 kg	adjustable platform
L 180 cm	Wt 290 kg	Opt 120 kg	



### STANDING ABDUCTOR MACHINE

LOWER BODY  
1FE096



**THE FIRST AND THE ORIGINAL**  
ON THE WORLDWIDE FITNESS MARKET

#### MAIN FEATURES

- possibility of mono-articular (hip abduction only) or multi-articular (hip abduction and pelvic extension) exercise;
- physiological load curve;
- large front support handles;
- frontal weight pack;

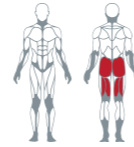


DIMENSIONS		LOAD
W 80 cm	H 160 cm	Std 100 kg
L 160 cm	Wt 230 kg	




### STANDING HIP THRUST

LOWER BODY  
1FE197

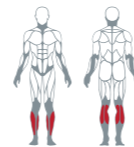


DIMENSIONS		LOAD
W 110 cm	H 165 cm	Std 80 kg
L 115 cm	Wt 225 kg	




### CALF MACHINE

LOWER BODY  
1FE089

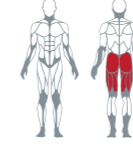


DIMENSIONS		LOAD
W 100 cm	H 190 cm	Std 100 kg
L 95 cm	Wt 210 kg	



### MULTI HIP

LOWER BODY  
1FE090

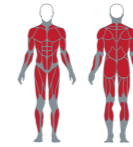


DIMENSIONS		LOAD
W 100 cm	H 160 cm	Std 50 kg
L 135 cm	Wt 190 kg	



### ADJUSTABLE CABLE CROSSOVER

MULTIFUNCTIONAL  
1FE125

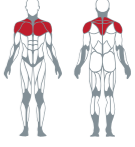


DIMENSIONS		LOAD	OPTIONAL
W 95 cm	H 230 cm	Std 50 kg	various bars and handles
L 390 cm	Wt 390 kg		




### PECK BACK

MULTIFUNCTIONAL  
1FE117

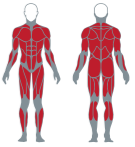


DIMENSIONS		LOAD
W 140 cm	H 195 cm	Std 80 kg
L 130 cm	Wt 165 kg	



### CABLE CROSSOVER

MULTIFUNCTIONAL  
1FE111



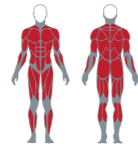
DIMENSIONS		LOAD	OPTIONAL
W 100 cm	H 220 cm	Std 50 kg	various bars and handles
L 370 cm	Wt 245 kg		





### 4-STATION MULTI GYM

MULTIFUNCTIONAL  
1FE112

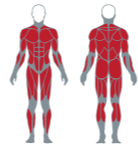


DIMENSIONS		LOAD		OPTIONAL
W 130 cm	H 230 cm	Std 50 kg		back rest; various bars and handles
L 140 cm	Wt 350 kg	Opt 100 kg		




### 4-STATION FOUR HLP

MULTIFUNCTIONAL  
1FE112F

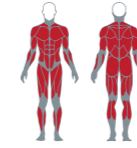


DIMENSIONS		LOAD		OPTIONAL
W 175 cm	H 230 cm	Std 50 kg		various bars and handles
L 185 cm	Wt 450 kg	Opt 100 kg		




### SMITH MACHINE LINEAR BEARINGS

MULTIFUNCTIONAL  
1FE113B

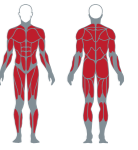


DIMENSIONS		LOAD		OPTIONAL
W 200 cm	H 215 cm	Max 310 kg		1FE201 Fully Adjustable Bench
L 150 cm	Wt 140 kg			



### HIGH LOW PULLEY

MULTIFUNCTIONAL  
1FE114B

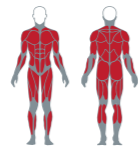


DIMENSIONS		LOAD		OPTIONAL
W 95 cm	H 230 cm	Std 50 kg		various bars and handles
L 90 cm	Wt 150 kg	Opt 100 kg		large lateral support handles




### 4-STATION MULTI GYM + CABLE STATION WITH BAR

MULTIFUNCTIONAL  
1FE112+1FE116

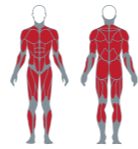


DIMENSIONS		LOAD		OPTIONAL
W 130 cm	H 230 cm	Std 50 kg		back rest; various bars and handles
L 445 cm	Wt 505 kg	Opt 100 kg		




### 4 STATION MULTI GYM + ADJUSTABLE CABLE STATION WITH BAR

MULTIFUNCTIONAL  
1FE112 +1FE124

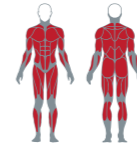


DIMENSIONS		LOAD		OPTIONAL
W 130 cm	H 230 cm	Std 50 kg		back rest; various bars and handles
L 470 cm	Wt 570 kg	Opt 100 kg		



### JUNGLE MACHINE

MULTIFUNCTIONAL  
1FE115

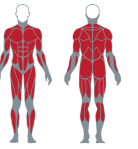


DIMENSIONS		LOAD		OPTIONAL
W 240 cm	H 240 cm	Std 50/100 kg		back rest; various bars and handles
L 175 cm	Wt 525 kg	Opt 100/120 kg		




### JUNGLE MACHINE HLP

MULTIFUNCTIONAL  
1FE120



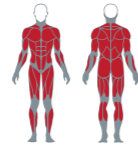
DIMENSIONS		LOAD		OPTIONAL
W 240 cm	H 240 cm	Std 50/100 kg		back rest; various bars and handles
L 175 cm	Wt 525 kg	Opt 100/120 kg		





### JUNGLE MACHINE DOUBLE HLP

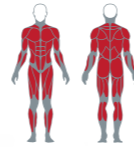
MULTIFUNCTIONAL  
1FE120D



DIMENSIONS		LOAD		OPTIONAL
W 240 cm	H 240 cm	Std 50/100 kg		back rest; various bars and handles
L 175 cm	Wt 570 kg	Opt 100/120 kg		

### JUNGLE MACHINE + CABLE STATION WITH BAR

MULTIFUNCTIONAL  
1FE115+1FE116

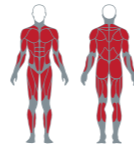


DIMENSIONS		LOAD		OPTIONAL
W 240 cm	H 240 cm	Std 50/100 kg		back rest; various bars and handles
L 440 cm	Wt 675 kg	Opt 100/120 kg		



### JUNGLE MACHINE HLP + ADJUSTABLE CABLE STATION WITH BAR

MULTIFUNCTIONAL  
1FE120 + 1FE124



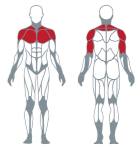
DIMENSIONS		LOAD		OPTIONAL
W 240 cm	H 240 cm	Std 50/100 kg		back rest; various bars and handles
L 470 cm	Wt 740 kg	Opt 100/120 kg		



### MULTIPURPOSE PRESS

MULTIFUNCTIONAL  
1FE118A

- MAIN FEATURES:**
- Four machines in one
  - Bench horizontal adjustment: 4 positions
  - Back inclination adjustment gas assisted: 8 positions from -15° declined to 85° inclined
  - Seat inclination adjustment: 3 positions
  - Big handle start position adjustment: 15 positions

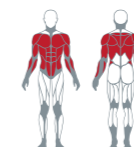


DIMENSIONS		LOAD	
W 150 cm	H 160 cm	Std 100 kg	
L 175 cm	Wt 305 kg	Opt 120 kg	




### CHIN AND DIP COUNTER BALANCED

MULTIFUNCTIONAL  
1FE121



DIMENSIONS		LOAD	
W 110 cm	H 240 cm	Std 50 kg	
L 165 cm	Wt 300 kg	Opt 80 kg	



### FLAT BENCH

BENCHES  
1FE202



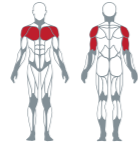
DIMENSIONS		OPTIONAL
W 75 cm	H 55 cm	footrest kit
L 140 cm	Wt 40 kg	





### OLYMPIC FLAT BENCH

BENCHES  
1FE203

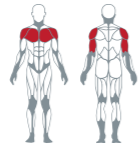


DIMENSIONS		LOAD	OPTIONAL
W 155 cm	H 135 cm	Max 310 kg	barbells
L 190 cm	Wt 80 kg		footrest Kit



### OLYMPIC DECLINED BENCH

BENCHES  
1FE206

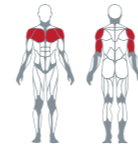


DIMENSIONS		LOAD	OPTIONAL
W 155 cm	H 135 cm	Max 310 kg	barbells
L 185 cm	Wt 80 kg		



### OLYMPIC INCLINED BENCH

BENCHES  
1FE205

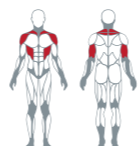


DIMENSIONS		LOAD	OPTIONAL
W 155 cm	H 165 cm	Max 310 kg	barbells
L 180 cm	Wt 140 kg		



### OLYMPIC SHOULDER BENCH

BENCHES  
1FE207

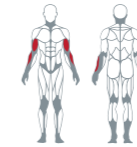


DIMENSIONS		LOAD	OPTIONAL
W 155 cm	H 185 cm	Max 310 kg	barbells
L 105 cm	Wt 110 kg		



### SEATED CURL BENCH

BENCHES  
1FE208

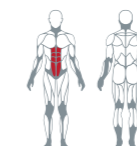


DIMENSIONS		OPTIONAL
W 85 cm	H 100 cm	barbells
L 100 cm	Wt 55 kg	



### ADJUSTABLE CRUNCH BOARD

BENCHES  
1FE210



DIMENSIONS		
W 75 cm	H 110 cm	
L 140 cm	Wt 45 kg	



### CURL RACK

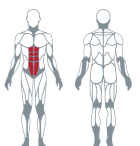
BENCHES  
1FE209




DIMENSIONS	
W 110 cm	H 100 cm
L 85 cm	Wt 40 kg

### REVERSE CRUNCH ABS

BENCHES  
1FE217



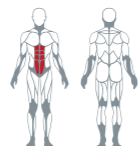
DIMENSIONS	
W 155 cm	H 140 cm
L 85 cm	Wt 85 kg





**SIT UP BOARD**

BENCHES  
1FE212



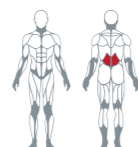
**DIMENSIONS**

W 80 cm H 130 cm  
L 235 cm Wt 80 kg



**HYPEREXTENSION BENCH**

BENCHES  
1FE220



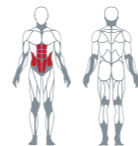
**DIMENSIONS**

W 80 cm H 120 cm  
L 165 cm Wt 60 kg



**ABDOMINAL ISOLATOR**

BENCHES  
1FE214



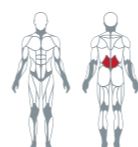
**DIMENSIONS**

W 105 cm H 170 cm  
L 135 cm Wt 190 kg




**HYPEREXTENSION 45° BENCH**

BENCHES  
1FE221



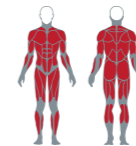
**DIMENSIONS**

W 80 cm H 110 cm  
L 150 cm Wt 80 kg



**SQUAT RACK**

BENCHES  
1FE230



**DIMENSIONS**


W 155 cm H 230 cm  
L 150 cm Wt 145 kg

**LOAD**

Max 400 kg

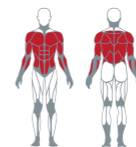
**OPTIONAL**

barbells



**CHIN AND DIP**

BENCHES  
1FE211



**DIMENSIONS**

W 135 cm H 265 cm  
L 125 cm Wt 135 kg




**FULLY ADJUSTABLE BENCH**

BENCHES  
1FE201



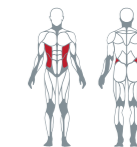
**DIMENSIONS**

W 75 cm H 50 cm  
L 145 cm Wt 45 kg




**TORSION BENCH**

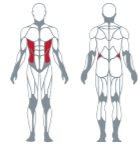
BENCHES  
1FE213



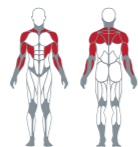
**DIMENSIONS**

W 75 cm H 150 cm  
L 135 cm Wt 80 kg

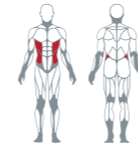


**STANDING DOUBLE TWISTER**BENCHES  
1FE215**DIMENSIONS**

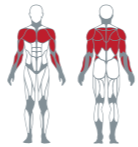
W	75 cm	H	150 cm
L	160 cm	Wt	130 kg

**MILITARY BENCH**BENCHES  
1FE233**DIMENSIONS**


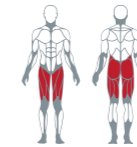
W	150 cm	H	190 cm
L	125 cm	Wt	110 kg

**STANDING AND SEATED DOUBLE TWISTER**BENCHES  
1FE216**DIMENSIONS**

W	105 cm	H	150 cm
L	210 cm	Wt	165 kg

**MULTIPURPOSE SEATED BENCH**BENCHES  
1FE204**DIMENSIONS**

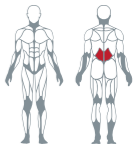
W	75 cm	H	100 cm
L	140 cm	Wt	35 kg

**SISSY SQUAT**BENCHES  
1FE231**DIMENSIONS**

W	65 cm	H	55 cm
L	115 cm	Wt	60 kg

**STRETCHING EXTENSOR BENCH**BENCHES  
1FE260**DIMENSIONS**

W	75 cm	H	95 cm
L	150 cm	Wt	70 kg

**ADJUSTABLE BACK EXTENSION**BENCHES  
1FE200**DIMENSIONS**

W	95 cm	H	130 cm
L	145 cm	Wt	75 kg

**STRETCHING FLEXOR BENCH**BENCHES  
1FE261**DIMENSIONS**

W	75 cm	H	105 cm
L	150 cm	Wt	75 kg

N° MACHINES: 33  
N° BENCHES: 12

SEC®  
strength · elegance · comfort

PANATTA  
Worldwide Fitness Company

# SEC

Linea di macchine isotoniche firmata Panatta. Il design accattivante, la solidità e l'ottimo rapporto qualità/prezzo ne fanno una linea altamente competitiva.

Panatta's line of isotonic equipment. The attractive design, sturdiness, and the excellent price-quality ratio make this line highly competitive.

FR. Ligne de machines de musculation signées Panatta. Le design attractif, la solidité et l'excellent rapport qualité/prix en font une ligne hautement compétitive.

ES. Línea de máquinas isotónicas firmada por Panatta. El diseño cautivador, la solidez y una óptima relación calidad precio hacen que sea una línea altamente competitiva.

DE. Panatta SEC – Linie. Sie vereint attraktives Design, beste Funktionen mit einem ausgezeichneten Preis-Leistungs-Verhältnis, was diese Linie besonders wettbewerbsfähig macht.

RU. Это линия изотонического оборудования марки Panatta. Привлекательный дизайн, прочность и прекрасное отношение между ценой и качеством сделали её конкурентоспособной линией.

AR.

تشكيلة من الماكينات المتساوية التوتر التي تحمل ماركة Panatta. تشكيلة منافسة للغاية بفضل التصميم الفاتن والصلابة العالية والعلاقة الممتازة ما بين النوعية/السعر.



Find more

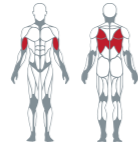




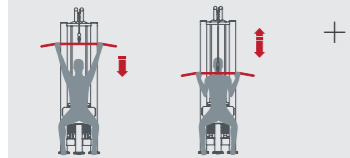


### LAT PULLDOWN

UPPER BODY  
1SC001

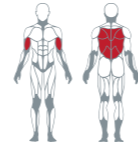


DIMENSIONS		LOAD		OPTIONAL
W	120 cm	H	230 cm	various bars and handles
L	115 cm	Wt	140 kg	
		Std	80 kg	
		Opt	100 kg	

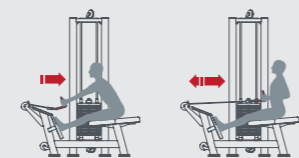


### PULLEY ROW

UPPER BODY  
1SC003

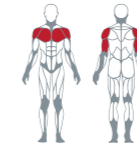


DIMENSIONS		LOAD		OPTIONAL
W	105 cm	H	215 cm	various bars and handles
L	175 cm	Wt	180 kg	
		Std	80 kg	
		Opt	100 kg	

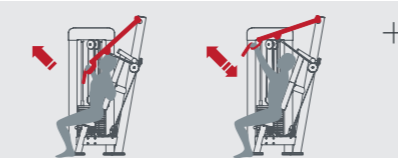


### INCLINED CHEST PRESS CONVERGENT

UPPER BODY  
1SC037

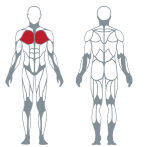


DIMENSIONS		LOAD		OPTIONAL
W	165 cm	H	175 cm	footrest with a slip-proof system
L	100 cm	Wt	190 kg	
		Std	80 kg	
		Opt	100 kg	

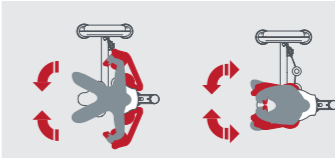


### PECTORAL MACHINE

UPPER BODY  
1SC035

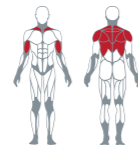


DIMENSIONS		LOAD	
W	140 cm	H	160 cm
L	95 cm	Wt	180 kg
		Std	50 kg
		Opt	80/100 kg

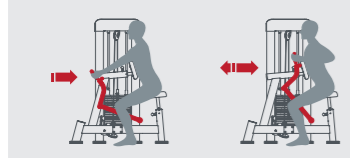


### ROWING MACHINE

UPPER BODY  
1SC004

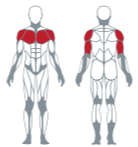


DIMENSIONS		LOAD	
W	130 cm	H	160/180 cm
L	115 cm	Wt	230 kg
		Std	80 kg
		Opt	100 kg

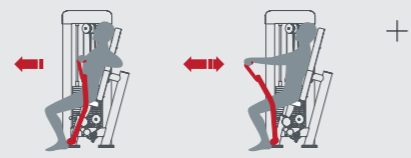


### VERTICAL CHEST PRESS CONVERGENT

UPPER BODY  
1SC034

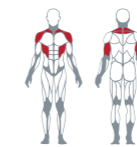


DIMENSIONS		LOAD		OPTIONAL
W	140 cm	H	160 cm	footrest with a slip-proof system
L	80 cm	Wt	200 kg	
		Std	80 kg	
		Opt	100 kg	

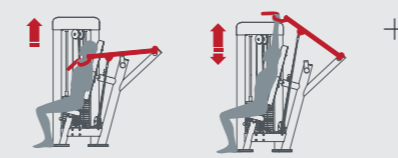


### DELTOID PRESS CONVERGENT

UPPER BODY  
1SC024

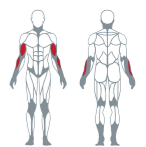


DIMENSIONS		LOAD		OPTIONAL
W	165 cm	H	160 cm	footrest with a slip-proof system
L	135 cm	Wt	190 kg	
		Std	80 kg	
		Opt	100 kg	



### CURLING MACHINE

UPPER BODY  
1SC051



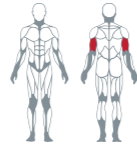
DIMENSIONS		LOAD	
W	110 cm	H	160 cm
L	90 cm	Wt	150 kg
		Std	50 kg
		Opt	80 kg



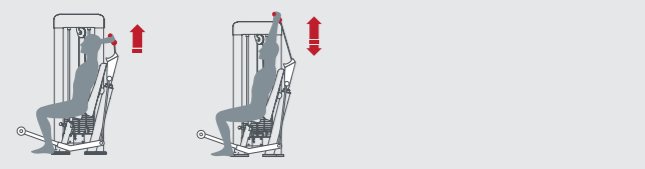


### TRICEPS MACHINE

UPPER BODY  
1SC053

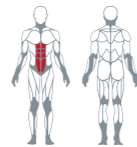


DIMENSIONS		LOAD	
W 100 cm	H 160 cm	Std 60 kg	
L 115 cm	Wt 155 kg		

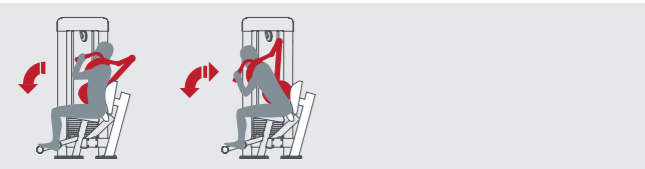


### UPPER ABDOMINAL MACHINE

CORE  
1SC065

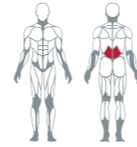


DIMENSIONS		LOAD	
W 95 cm	H 160 cm	Std 50 kg	
L 115 cm	Wt 145 kg	Opt 80 kg	

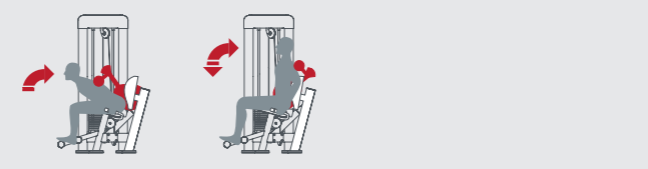


### LOWER BACK

CORE  
1SC005

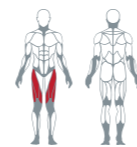


DIMENSIONS		LOAD	
W 140 cm	H 160 cm	Std 60 kg	
L 105 cm	Wt 165 kg	Opt 80 kg	

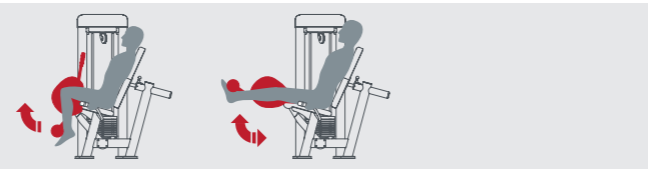


### LEG EXTENSION

LOWER BODY  
1SC081

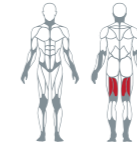


DIMENSIONS		LOAD	
W 105 cm	H 160/180 cm	Std 50 kg	
L 150 cm	Wt 155 kg	Opt 80/100 kg	

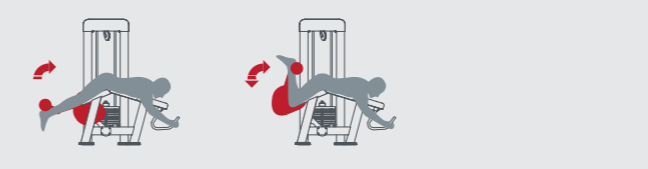


### LEG CURLING

LOWER BODY  
1SC082

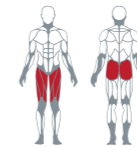


DIMENSIONS		LOAD	
W 105 cm	H 160/180 cm	Std 50 kg	
L 165 cm	Wt 155 kg	Opt 80/100 kg	



### HORIZONTAL LEG PRESS

LOWER BODY  
1SC085

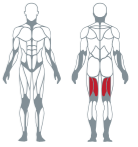


DIMENSIONS		LOAD	OPTIONAL
W 120 cm	H 205 cm	Std 150 kg	Adjustable carriage
L 200 cm	Wt 350 kg	Opt 200 kg	gas assisted

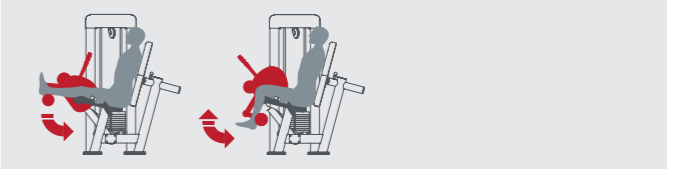


### SEATED LEG CURLING

LOWER BODY  
1SC083

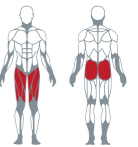


DIMENSIONS		LOAD	
W 105 cm	H 160/180 cm	Std 50 kg	
L 155 cm	Wt 155 kg	Opt 80/100 kg	

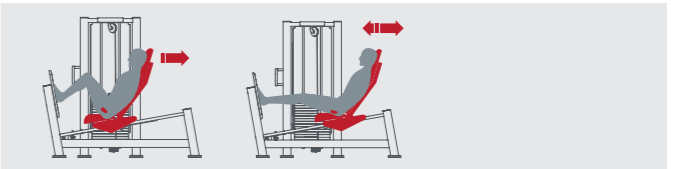


### HORIZONTAL LEG PRESS MEDICAL

LOWER BODY  
1SC085M



DIMENSIONS		LOAD	
W 120 cm	H 150 cm	Std 120 kg	
L 205 cm	Wt 310 kg		



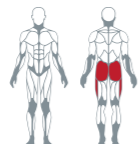
- MAIN FEATURES:**
- Adjustable shoulders rest
  - Adjustable backrest inclination gas assisted in 2 positions
  - Platform with adjustable inclination
  - Range limiting system



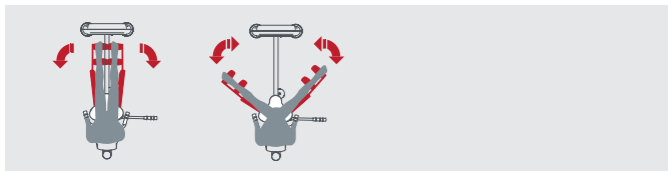


### ABDUCTOR MACHINE

LOWER BODY  
1SC086

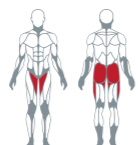


DIMENSIONS		LOAD	
W 180 cm	H 160 cm	Std 50 kg	
L 165 cm	Wt 130 kg	Opt 80 kg	

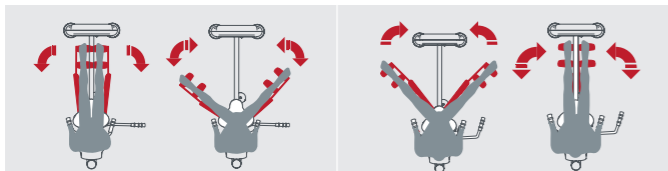


### ADDUCTOR/ABDUCTOR MACHINE

LOWER BODY  
1SC093

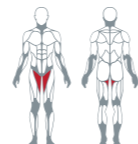


DIMENSIONS		LOAD		OPTIONAL
W 65 cm	H 160 cm	Std 50 kg		kit 2,5 kg increase
L 170 cm	Wt 230 kg	Opt 80 kg		

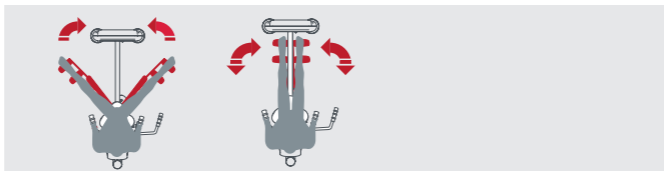


### ADDUCTOR MACHINE

LOWER BODY  
1SC087

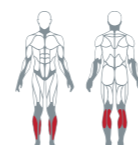


DIMENSIONS		LOAD		OPTIONAL
W 180 cm	H 160 cm	Std 50 kg		pre-load lever
L 165 cm	Wt 130 kg	Opt 80 kg		




### CALF MACHINE

LOWER BODY  
1SC089

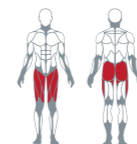


DIMENSIONS		LOAD	
W 65 cm	H 185 cm	Std 100 kg	
L 75 cm	Wt 165 kg	Opt 120 kg	



### MULTI HIP

LOWER BODY  
1SC090

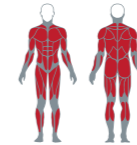


DIMENSIONS		LOAD		OPTIONAL
W 100 cm	H 160 cm	Std 50 kg		kit 2,5 kg increase
L 125 cm	Wt 140 kg	Opt 80 kg		

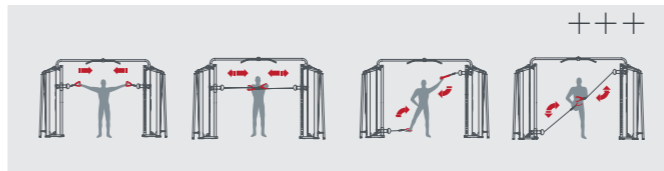


### ADJUSTABLE CABLE CROSSOVER

MULTIFUNCTIONAL  
1SC120

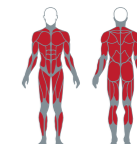


DIMENSIONS		LOAD		OPTIONAL
W 125 cm	H 240 cm	Std 50 kg		multi traction bar; various bars and handles
L 430 cm	Wt 330 kg	Opt 80 kg		

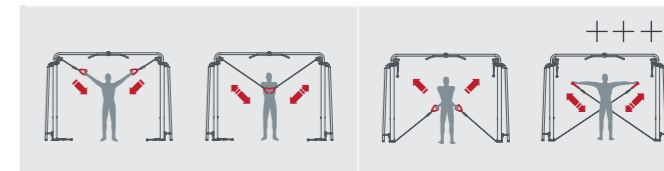


### CABLE CROSSOVER

MULTIFUNCTIONAL  
1SC111

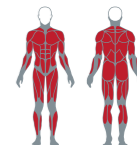


DIMENSIONS		LOAD		OPTIONAL
W 125 cm	H 235 cm	Std 50 kg		multi traction bar; various bars and handles
L 370 cm	Wt 290 kg	Opt 80 kg		




### HIGH LOW PULLEY

MULTIFUNCTIONAL  
1SC114



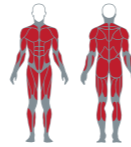
DIMENSIONS		LOAD		OPTIONAL
W 100 cm	H 225 cm	Std 50 kg		various bars and handles
L 115 cm	Wt 150 kg	Opt 80 kg		





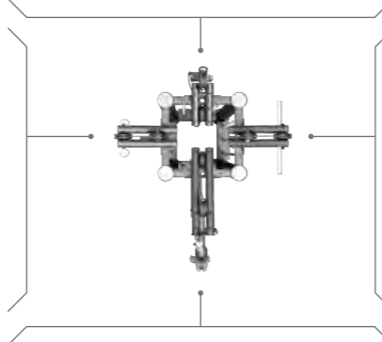
### 4-STATION MULTI GYM

MULTIFUNCTIONAL  
1SC112



- S4 | SIDE FOUR**
- ▶ CABLE STATION
  - ▶ ADJUSTABLE CABLE STATION
  - ▶ TRICEPS STATION PRESSDOWN BAR (default)
  - ▶ TRICEPS STATION STRAIGHT BAR

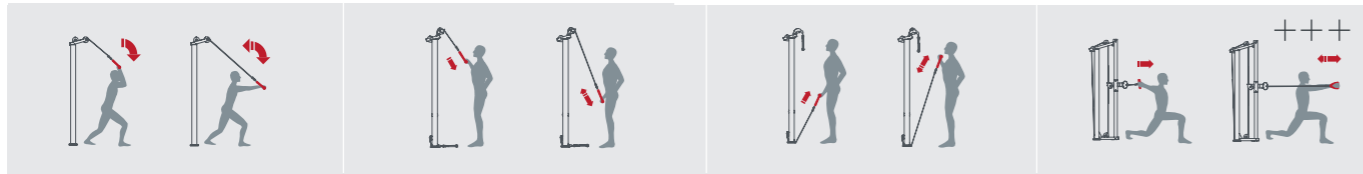
- S1 | SIDE ONE**
- ▶ CABLE STATION (default)
  - ▶ ADJUSTABLE CABLE STATION
  - ▶ TRICEPS STATION PRESSDOWN BAR
  - ▶ TRICEPS STATION STRAIGHT BAR



- S2 | SIDE TWO**
- ▶ CABLE STATION
  - ▶ ADJUSTABLE CABLE STATION
  - ▶ TRICEPS STATION PRESSDOWN BAR
  - ▶ TRICEPS STATION STRAIGHT BAR (default)

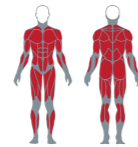
- S3 | SIDE THREE**
- ▶ CABLE STATION
  - ▶ ADJUSTABLE CABLE STATION (default)
  - ▶ TRICEPS STATION PRESSDOWN BAR
  - ▶ TRICEPS STATION STRAIGHT BAR

DIMENSIONS		LOAD		OPTIONAL
W	110 cm	H	225 cm	various bars and handles
L	140 cm	Wt	330 kg	
		Std	50 kg	
		Opt	80 kg	

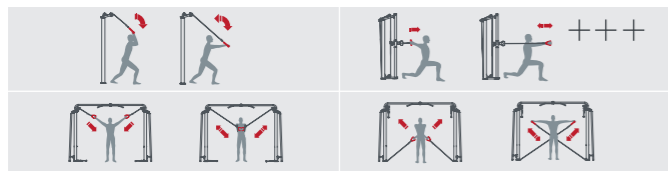


### 4-STATION MULTI GYM + CABLE STATION WITH BAR

MULTIFUNCTIONAL  
1SC112+1SC116

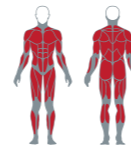


DIMENSIONS		LOAD		OPTIONAL
W	110 cm	H	235 cm	various bars and handles
L	425 cm	Wt	450 kg	
		Std	50 kg	
		Opt	80 kg	

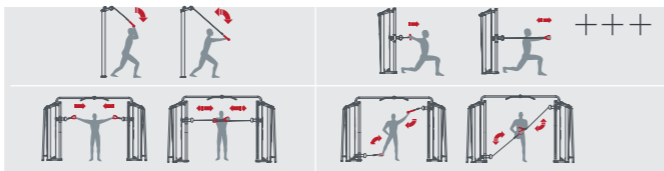


### 4-STATION MULTI GYM + ADJUSTABLE CABLE STATION WITH BAR

MULTIFUNCTIONAL  
1SC112+1SC124

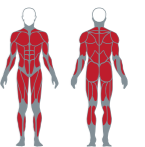


DIMENSIONS		LOAD		OPTIONAL
W	110 cm	H	240 cm	multi traction bar; various bars and handles
L	435 cm	Wt	480 kg	
		Std	50 kg	
		Opt	80 kg	

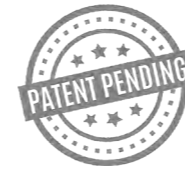


### SMITH MACHINE SELECTORIZED


MULTIFUNCTIONAL  
1SC110



- MAIN FEATURES:**
- ▶ 2 independent weight stacks;
  - ▶ Height adjustable barbell | 7 positions;
  - ▶ 2 security hooks adjustable in height; counterbalance system to offset the removable barbell;
  - ▶ Safety: leverage system (patent pending) with hydraulic damper allowing the load to be lifted safely; simple activation with side foot pedal.



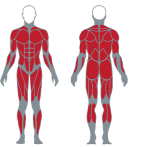
DIMENSIONS		LOAD		OPTIONAL
W	180/200 cm	H	235 cm	loadable barbell with discs
L	155 cm	Wt	395 kg	
		Std	60/60 kg	
		Opt	430 kg (with optional)	



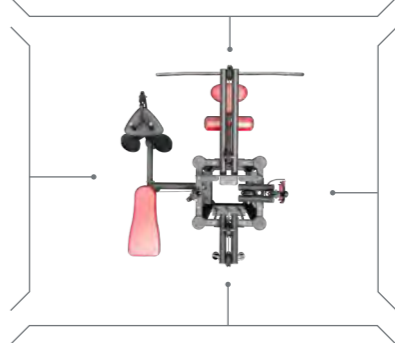
### JUNGLE MACHINE

MULTIFUNCTIONAL  
1SC115

- S1 | SIDE ONE**
- ▶ LAT MACHINE STATION (default)
  - ▶ CABLE STATION
  - ▶ ADJUSTABLE CABLE STATION
  - ▶ TRICEPS STATION PRESSDOWN BAR
  - ▶ TRICEPS STATION STRAIGHT BAR



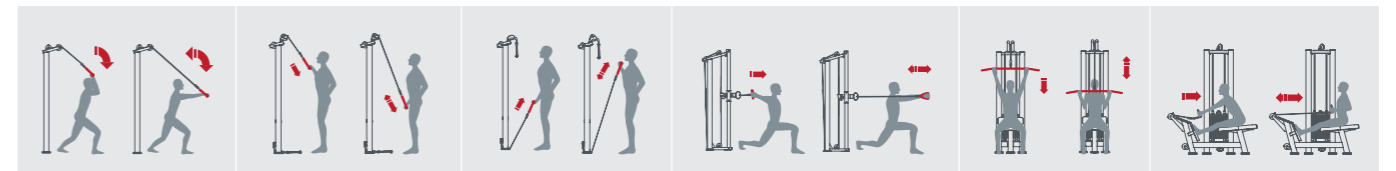
- S4 | SIDE FOUR**
- ▶ PULLEY STATION (default)
  - ▶ CABLE STATION
  - ▶ ADJUSTABLE CABLE STATION
  - ▶ TRICEPS STATION PRESSDOWN BAR
  - ▶ TRICEPS STATION STRAIGHT BAR



- S2 | SIDE TWO**
- ▶ PULLEY STATION
  - ▶ CABLE STATION (default)
  - ▶ ADJUSTABLE CABLE STATION
  - ▶ TRICEPS STATION PRESSDOWN BAR
  - ▶ TRICEPS STATION STRAIGHT BAR

- S3 | SIDE THREE**
- ▶ LAT MACHINE STATION
  - ▶ PULLEY STATION (only if not present on sides S2 and/or S3)
  - ▶ CABLE STATION
  - ▶ ADJUSTABLE CABLE STATION
  - ▶ TRICEPS STATION PRESSDOWN BAR (default)
  - ▶ TRICEPS STATION STRAIGHT BAR

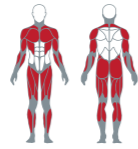
DIMENSIONS		LOAD		OPTIONAL
W	160 cm	H	230 cm	various bars and handles
L	185 cm	Wt	345 kg	
		Std	50/80 kg	
		Opt	80/100 kg	



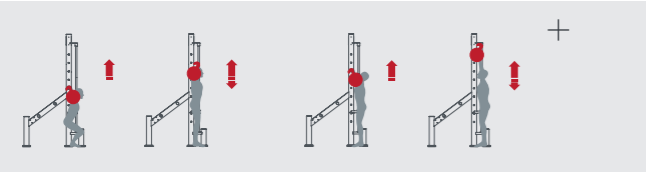


### SMITH MACHINE LINEAR BEARINGS

MULTIFUNCTIONAL  
1SC113A

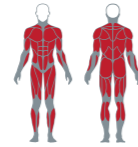


DIMENSIONS		LOAD	OPTIONAL
W 200 cm	H 225 cm	Max 310 kg	1SC201 fully adjustable bench
L 125 cm	Wt 135 kg		

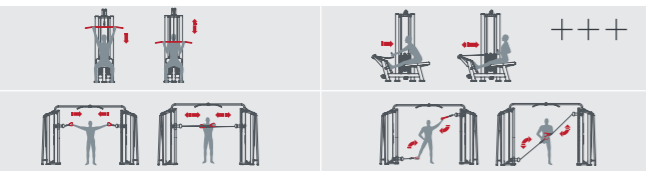


### JUNGLE MACHINE + ADJUSTABLE CABLE STATION WITH BAR

MULTIFUNCTIONAL  
1SC115+1SC124

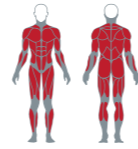


DIMENSIONS		LOAD	OPTIONAL
W 185 cm	H 240 cm	Std 50/80 kg	multi traction bar; various bars and handles
L 455 cm	Wt 540 kg	Opt 80/100 kg	

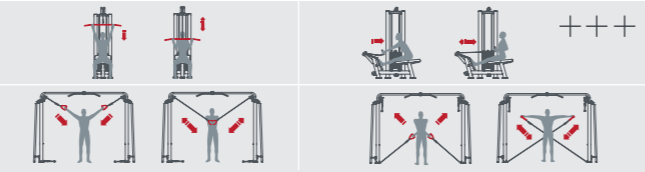


### JUNGLE MACHINE + CABLE STATION WITH BAR

MULTIFUNCTIONAL  
1SC115+1SC116

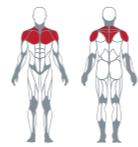


DIMENSIONS		LOAD	OPTIONAL
W 185 cm	H 235 cm	Std 50/80 kg	multi traction bar; various bars and handles
L 510 cm	Wt 520 kg	Opt 80/100 kg	

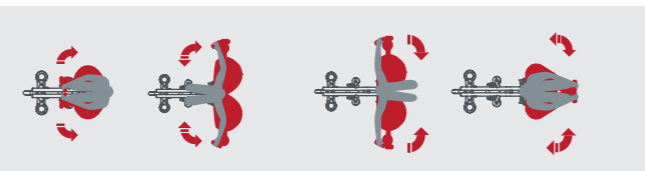


### PECK BACK

UPPER BODY  
1SC117

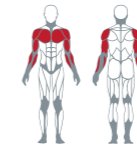


DIMENSIONS		LOAD	OPTIONAL
W 140 cm	H 190 cm	Std 50 kg	kit 2,5 kg increase
L 135 cm	Wt 160 kg	Opt 80 kg	



### OLYMPIC FLAT BENCH

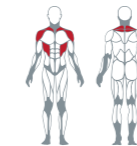
BENCHES  
1SC203



DIMENSIONS		LOAD	OPTIONAL
W 130 cm	H 130 cm	Max 310 kg	barbells
L 125 cm	Wt 80 kg		

### OLYMPIC SHOULDER BENCH

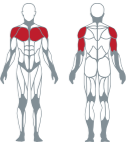
BENCHES  
1SC207



DIMENSIONS		LOAD	OPTIONAL
W 130 cm	H 180 cm	Max 310 kg	barbells
L 105 cm	Wt 100 kg		

### OLYMPIC INCLINED BENCH

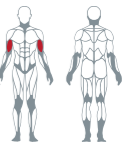
BENCHES  
1SC205



DIMENSIONS		LOAD	OPTIONAL
W 130 cm	H 160 cm	Max 310 kg	barbells
L 140 cm	Wt 120 kg		

### SEATED CURL BENCH

BENCHES  
1SC208



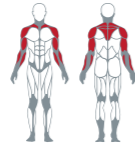
DIMENSIONS		OPTIONAL
W 75 cm	H 95 cm	barbells
L 90 cm	Wt 45 kg	





**CURL RACK**

BENCHES  
1SC209

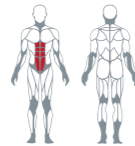


**DIMENSIONS**  
W 75 cm H 105 cm  
L 55 cm Wt 40 kg

**OPTIONAL**  
barbells

**AB CRUNCH BENCH**

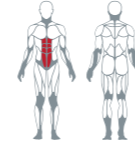
BENCHES  
1SC218



**DIMENSIONS**  
W 110 cm H 105 cm  
L 145 cm Wt 115 kg

**ADJUSTABLE CRUNCH BOARD**

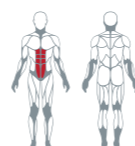
BENCHES  
1SC210



**DIMENSIONS**  
W 60 cm H 100 cm  
L 130 cm Wt 45 kg

**HYPEREXTENSION 45° BENCH**

BENCHES  
1SC221



**DIMENSIONS**  
W 75 cm H 110 cm  
L 150 cm Wt 45 kg

**FULLY ADJUSTABLE BENCH**

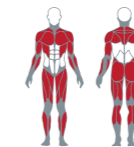
BENCHES  
1SC201



**DIMENSIONS**  
W 70 cm H 50 cm  
L 145 cm Wt 40 kg

**SQUAT RACK**

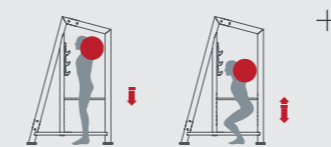
BENCHES  
1SC230



**DIMENSIONS**  
W 150 cm H 230 cm  
L 145 cm Wt 150 kg

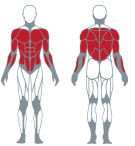
**LOAD**  
Max 400 kg

**OPTIONAL**  
barbells;  
traction bars.



**CHIN AND DIP (CHIN OPTIONAL)**

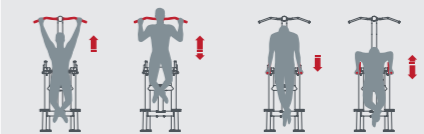
BENCHES  
1SC211



**DIMENSIONS**  
W 85 cm H 110 cm  
L 115 cm Wt 105 kg

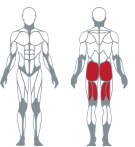
**DIMENSIONS WITH CHIN**  
W 160 cm H 245 cm  
L 115 cm Wt 135 kg

**OPTIONAL**  
chin



**HIP THRUST BENCH**

BENCHES  
1SC297



**DIMENSIONS**  
W 86 cm H 52 cm  
L 147 cm Wt 60 kg  
70 kg (with optional)

**OPTIONAL**  
barbell supports  
(4GRSC297)



N° MACHINES: 6

PANATTA

Worldwide Fitness Company

# SEC DUAL FUNCTION

Linea di macchine isotoniche firmata Panatta. Il design accattivante, la solidità e l'ottimo rapporto qualità/prezzo ne fanno una linea altamente competitiva.

Panatta's line of isotonic equipment. The attractive design, sturdiness, and the excellent price-quality ratio make this line highly competitive.

FR. Ligne de machines de musculation signées Panatta. Le design attractif, la solidité et l'excellent rapport qualité/prix en font une ligne hautement compétitive.

ES. Línea de máquinas isotónicas firmada por Panatta. El diseño cautivador, la solidez y una óptima relación calidad precio hacen que sea una línea altamente competitiva.

DE. Panatta SEC – Linie. Sie vereint attraktives Design, beste Funktionen mit einem ausgezeichneten Preis-Leistungs-Verhältnis, was diese Linie besonders wettbewerbsfähig macht.

RU. Это линия изотонического оборудования марки Panatta. Привлекательный дизайн, прочность и прекрасное отношение между ценой и качеством сделали её конкурентоспособной линией.

AR.

تشكيلة من الماكينات المتساوية التوتر التي تحمل ماركة Panatta. تشكيلة منافسة للغاية بفضل التصميم الفاتن والصلابة العالية والعلاقة الممتازة ما بين النوعية/السعر.

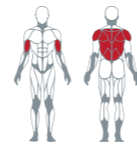


Find more



### DUAL LAT MACHINE PULLEY ROW

UPPER BODY  
1SCD010



PULLEY ROW

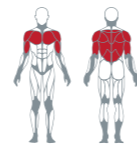


LAT MACHINE

DIMENSIONS		LOAD		OPTIONAL
W	130 cm	H	230 cm	Std 80 kg
L	180 cm	Wt	245 kg	Opt 100 kg
				various bars and handles

### DUAL CHEST PRESS ROWING MACHINE CONVERGENT

UPPER BODY  
1SCD020



CHEST PRESS



ROWING CONVERGENT

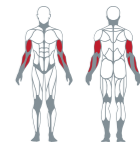
**THE FIRST AND THE ORIGINAL**  
ON THE WORLDWIDE FITNESS MARKET

DIMENSIONS		LOAD	
W	145 cm	H	160 cm
L	150 cm	Wt	265 kg
		Std	80 kg
		Opt	100 kg



### DUAL CURLING TRICEPS MACHINE

UPPER BODY  
1SCD050



CURLING

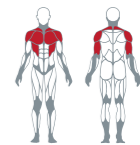


TRICEPS

DIMENSIONS		LOAD	
W	105 cm	H	160 cm
L	95 cm	Wt	180 kg
		Std	80 kg
		Opt	100 kg

### MULTI PRESS

UPPER BODY  
1SCD030



SHOULDER PRESS



HORIZONTAL CHEST



INCLINED CHEST



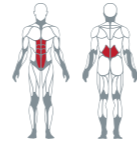
DECLINED CHEST

DIMENSIONS		LOAD	
W	145 cm	H	160 cm
L	200 cm	Wt	255 kg
		Std	80 kg
		Opt	100 kg



## DUAL ABDOMINAL LOWER BACK

CORE  
1SCD060



LOWER BACK



ABDOMINAL

### DIMENSIONS

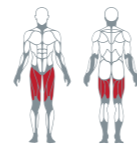
W	115 cm	H	160 cm	Std	80 kg
L	120 cm	Wt	185 kg	Opt	100 kg

### LOAD

Std	80 kg
Opt	100 kg

## DUAL LEG EXTENSION SEATED LEG CURLING

LOWER BODY  
1SCD080



LEG EXTENSION



LEG CURLING

### DIMENSIONS

W	110 cm	H	160/180 cm	Std	80 kg
L	170 cm	Wt	205 kg	Opt	100 kg

### LOAD

Std	80 kg
Opt	100 kg



N° MACHINES: 72  
N° BENCHES: 4

FREEWEIGHT  
SPECIAL

PANATTA  
Worldwide Fitness Company

# FREEWEIGHT SPECIAL

FreeWeight Special è l'evoluzione dell'eccellenza biomeccanica e del design. Una linea di macchinari a pesi liberi full optional, dotata di sistemi che ne caratterizzano l'estrema funzionalità e precisione. FreeWeight Special non ha eguali sul mercato e rappresenta la migliore biomeccanica articolare per allenarsi ai massimi livelli in sicurezza e comfort.

FreeWeight Special is the natural evolution of biomechanics excellence and design. A full optional free weights machines line that has been equipped with such systems featuring functionality and precision. FreeWeight Special has no equal in the market and represents the best joint biomechanics to apply to high intensity training in total safety and comfort.

FR. FreeWeight Special représente l'évolution de l'excellence biomécanique et du design. Une gamme de machines à poids libres full optional, caractérisées par une grande fonctionnalité et fiabilité. FreeWeight Special n'a pas d'égal sur le marché, en offrant la meilleure biomécanique articulaire pour s'entraîner à haute intensité, en toute sécurité et confort.

ES. FreeWeight Special es la evolución de la excelencia biomecánica y del diseño. Una línea de máquinas con pesos libres full optional, dotadas de sistemas que caracterizan su extrema funcionalidad y precisión. FreeWeight Special no tiene igual en el mercado y representa la mejor biomecánica articular para entrenar a los más altos niveles en seguridad y confort.

DE. Die Free Weight-Special Line ist eine Weiterentwicklung im Bereich der Biomechanik und modernem Design. Eine komplette Linie von Free Weight Geräten, ausgestattet mit neuen Varianten, die sich durch Funktionalität und Präzision auszeichnen. Die Free Weight-Special Line sucht seines Gleichen auf dem Markt und überzeugt durch eine hervorragende Biomechanik, um ein hochintensives Training in absoluter Sicherheit und Komfort durchzuführen.

RU. FreeWeight Special - это эволюция биомеханического совершенства и дизайна. Полнокомплектная линейка тренажеров со свободными весами, оснащенная системами, которые подчеркивают ее исключительную функциональность и точность. FreeWeight Special не имеет аналогов на рынке и обеспечивает наилучшую биомеханику суставов, что дает возможность комфортно и безопасно тренироваться с максимальным эффектом.

AR. FreeWeight Special هو تطور التميز في الميكانيكا الحيوية والتصميم. بأنظمة تميز وظائفها ودقتها القصوى FreeWeight Special ليس له مثيل وهو خط من الأجهزة للوزن الحر كاملة الخيارات، والمجهزة في السوق ويمثل أفضل ميكانيكا حيوية مفصلة للتدريب على أعلى المستويات في السلامة والراحة.



Find more

PHIL HEATH  
7X MR OLYMPIA

**FREWEIGHT<sup>®</sup>**  
SPECIAL

# **CHAMPIONS TRAIN WITH PANATTA**



PHIL HEATH  
7X MR OLYMPIA

**FREWEIGHT®**  
SPECIAL

# CHAMPIONS TRAIN WITH PANATTA



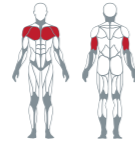
MOHAMED FODA  
1X DETROIT PRO CHAMPION,  
1X CHICAGO PRO CHAMPION



**SPECIAL**

**SUPER VERTICAL CHEST PRESS**

UPPER BODY  
1FW036



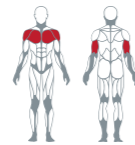
DIMENSIONS		LOAD	OPTIONAL
W 150 cm	H 165 cm	Max 270 kg	additional weight holders footrest with a slip-proof system
L 200 cm	Wt 265 kg		



**SPECIAL**

**SUPER DECLINED CHEST PRESS**

UPPER BODY  
1FW041



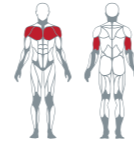
DIMENSIONS		LOAD	OPTIONAL
W 150 cm	H 165 cm	Max 270 kg	additional weight holders footrest with a slip-proof system
L 200 cm	Wt 270 kg		



**SPECIAL**

**SUPER INCLINED CHEST PRESS**

UPPER BODY  
1FW035



DIMENSIONS		LOAD	OPTIONAL
W 150 cm	H 190 cm	Max 270 kg	additional weight holders footrest with a slip-proof system
L 185 cm	Wt 275 kg		



**SPECIAL**

**SUPER HORIZONTAL BENCH PRESS**

UPPER BODY  
1FW037



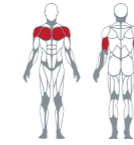
DIMENSIONS		LOAD	OPTIONAL
W 150 cm	H 165 cm	Max 270 kg	additional weight holders
L 225 cm	Wt 230 kg		



**SPECIAL**

**SUPER INCLINED BENCH PRESS**

UPPER BODY  
1FW033



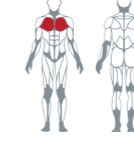
DIMENSIONS		LOAD	OPTIONAL
W 150 cm	H 165 cm	Max 270 kg	additional weight holders footrest with a slip-proof system
L 235 cm	Wt 230 kg	Start 20 kg	



**SPECIAL**

**SUPER UPPER CHEST FLIGHT MACHINE**

UPPER BODY  
1FW038



- MAIN FEATURES**
- Fixed lateral handgrips for body stabilization in monolateral performing;
  - Jointed handles;
  - Spring-loaded counterweight to reset the empty weight of exercise levers

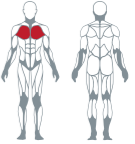
DIMENSIONS		LOAD	OPTIONAL
W 135 cm	H 165 cm	Max 220 kg	additional weight holders
L 205 cm	Wt 265 kg		



**SPECIAL**

**SUPER MIDDLE CHEST FLIGHT MACHINE**

UPPER BODY  
1FW043



- MAIN FEATURES**
- Fixed lateral handgrips for body stabilization when performing monolateral exercise;
  - Jointed handles;
  - Spring-loaded counterweight to reset the empty weight of exercise levers

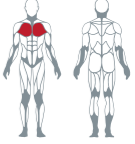
DIMENSIONS		LOAD	OPTIONAL
W 155 cm	H 165 cm	Max 220 kg	additional weight holders
L 215 cm	Wt 230 kg		



**SPECIAL**

**SUPER LOWER CHEST FLIGHT MACHINE**


UPPER BODY  
1FW044



**THE FIRST AND THE ORIGINAL ON THE WORLDWIDE FITNESS MARKET**

- MAIN FEATURES**
- Fixed lateral handgrips for body stabilization in monolateral performing;
  - Jointed handles;
  - Spring-loaded counterweight to reset the empty weight of exercise levers

DIMENSIONS		LOAD	OPTIONAL
W 150 cm	H 165 cm	Max 220 kg	additional weight holders
L 240 cm	Wt 260 kg	Start 5+5 kg	





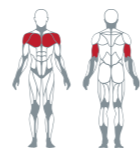
**SPECIAL**

**SUPER HORIZONTAL MULTI PRESS**

UPPER BODY  
1FW042

**MAIN FEATURES**

- 2 multi-press bars specifically for training triceps and pectorals;
- Semi-circular movement with physiological load curve with lever system;
- Adjustable rom. the multi-press bars can be positioned at different gas-assisted heights;
- Smart switch: easy rotating system for quick selection of the bar type;
- Lever for physiological start of movement with shoulder rests.



**THE FIRST AND THE ORIGINAL**  
ON THE WORLDWIDE FITNESS MARKET



DIMENSIONS		LOAD		OPTIONAL
W	150 cm	H	165 cm	Max 270 kg
L	230 cm	Wt	300 kg	Start 25 kg additional weight holders



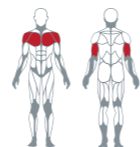
**SPECIAL**

**SUPER VERTICAL MULTI PRESS**

UPPER BODY  
1FW045

**MAIN FEATURES**

- Seat with gas-assisted height adjustment;
- 2 multi-press bars specifically for training triceps and pectorals;
- Semi-circular movement with physiological load curve with lever system;
- Adjustable rom. the multi-press bars can be positioned at different gas-assisted heights;
- Smart switch: easy rotating system for quick selection of the bar type;
- Lever for physiological start of movement with shoulder rests.



**THE FIRST AND THE ORIGINAL**  
ON THE WORLDWIDE FITNESS MARKET

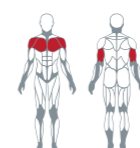
DIMENSIONS		LOAD		OPTIONAL
W	150 cm	H	215 cm	Max 270 kg
L	190 cm	Wt	340 kg	Start 25 kg additional weight holders; footrest with a slip-proof system



**SPECIAL**

**DIPS PRESS DUAL SYSTEM**

UPPER BODY  
1FW040



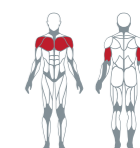
DIMENSIONS		LOAD		OPTIONAL
W	145 cm	H	100 cm	Max 310 kg
L	165 cm	Wt	185 kg	Start / additional weight holders



**SPECIAL**

**DIPS PRESS**

UPPER BODY  
1FW140



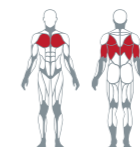
DIMENSIONS		LOAD		OPTIONAL
W	135 cm	H	165 cm	Max 220 kg
L	205 cm	Wt	265 kg	Start / additional weight holders



**SPECIAL**

**SUPER PULLOVER MACHINE**

UPPER BODY  
1FW039



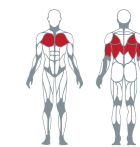
DIMENSIONS		LOAD		OPTIONAL
W	150 cm	H	165 cm	Max 270 kg
L	220 cm	Wt	285 kg	additional weight holders



**SPECIAL**

**PULLOVER MACHINE**

UPPER BODY  
1FW139



DIMENSIONS		LOAD		OPTIONAL
W	150 cm	H	165 cm	Max 135 kg
L	180 cm	Wt	230 kg	additional weight holders

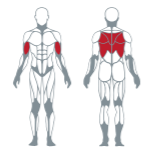




**SPECIAL**

**SUPER LAT PULLDOWN CONVERGENT**

UPPER BODY  
1FW001



**MAIN FEATURES**

- Multiple handgrips for a prone, semi prone or semisupine grip
- Fixed central handgrip for body stabilization in monolateral exercise



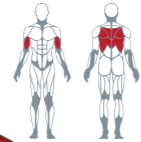
DIMENSIONS		LOAD	OPTIONAL
W 150 cm	H 190 cm	Max 270 kg	additional weight holders footrest with a slip-proof system
L 210 cm	Wt 300 kg		



**SPECIAL**

**SUPER HIGH ROW**

UPPER BODY  
1FW003



**MAIN FEATURES**

- Multigrip handles adjustable in 3 positions
- Independent levers for monolateral or bi-lateral exercise
- Fixed central handle to stabilize the body during the monolateral exercise



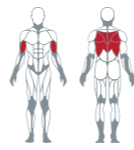
DIMENSIONS		LOAD	OPTIONAL
W 150 cm	H 215 cm	Max 270 kg	additional weight holders footrest with a slip-proof
L 200 cm	Wt 315 kg		



**SPECIAL**

**SUPER LAT PULLDOWN CIRCULAR**

UPPER BODY  
1FW101



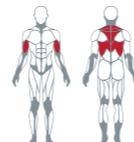
DIMENSIONS		LOAD	OPTIONAL
W 170 cm	H 220 cm	Max 270 kg	additional weight holders
L 160 cm	Wt 240 kg		



**SPECIAL**

**SUPER POWER ROW**

UPPER BODY  
1FW102



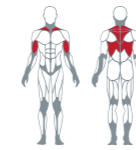
DIMENSIONS		LOAD	OPTIONAL
W 150 cm	H 190 cm	Max 270 kg	additional weight holders
L 155 cm	Wt 220 kg		



**SPECIAL**

**SUPER LOW ROW**

UPPER BODY  
1FW002



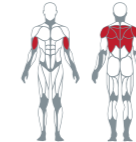
DIMENSIONS		LOAD	OPTIONAL
W 150 cm	H 190 cm	Max 270 kg	additional weight holders
L 155 cm	Wt 210 kg		



**SPECIAL**

**SUPER ROWING MACHINE CIRCULAR**

UPPER BODY  
1FW204



**THE FIRST AND THE ORIGINAL ON THE WORLDWIDE FITNESS MARKET**



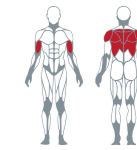
DIMENSIONS		LOAD	OPTIONAL
W 150 cm	H 165 cm	Max 270 kg	additional weight holders
L 215 cm	Wt 240 kg		



**SPECIAL**

**SUPER ROWING MACHINE**

UPPER BODY  
1FW104



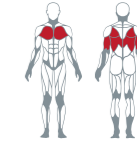
DIMENSIONS		LOAD	OPTIONAL
W 150 cm	H 165 cm	Max 270 kg	additional weight holders
L 180 cm	Wt 240 kg		



**SPECIAL**

**T-BAR ROW**

UPPER BODY  
1FW007



- MAIN FEATURES**
- Independent levers with blocking system: unilateral or bilateral exercise

**THE FIRST AND THE ORIGINAL ON THE WORLDWIDE FITNESS MARKET**



DIMENSIONS		LOAD	OPTIONAL
W 115 cm	H 140 cm	Max 270 kg	additional weight holders; rotating handrips
L 155 cm	Wt 170 kg		

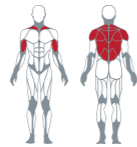




**SPECIAL**

**SUPER DORSY BAR**

UPPER BODY  
1FW005

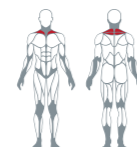


DIMENSIONS		LOAD	OPTIONAL
W 125 cm	H 140 cm	Max 155 kg	additional weight holders
L 185 cm	Wt 150 kg		



**SPECIAL**  
**SUPER SHRUG MACHINE**

UPPER BODY  
1FW010



**THE FIRST AND THE ORIGINAL**  
**ON THE WORLDWIDE FITNESS MARKET**

- MAIN FEATURES**
- 5-position handle starting height adjustment
  - Independent levers for bilateral or mono-lateral exercise
  - Physiological load curve with levers system
  - Standard rotating handgrips for a more natural grip
  - Spring counterbalance to reduce the empty weight of the exercise levers



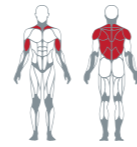
DIMENSIONS		LOAD	OPTIONAL
W 150 cm	H 165 cm	Max 310 kg	additional weight holders
L 180 cm	Wt - kg		footrest with a slip-proof system



**SPECIAL**

**FRONT DORSY BAR**

UPPER BODY  
1FW105



- MAIN FEATURES**
- Multiple handgrips for a prone, semi prone and neutral grip

**THE FIRST AND THE ORIGINAL**  
**ON THE WORLDWIDE FITNESS MARKET**

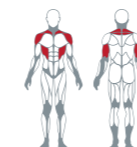


DIMENSIONS		LOAD	OPTIONAL
W 150 cm	H 165 cm	Max 270 kg	additional weight holders
L 150 cm	Wt 175 kg		



**SPECIAL**  
**SUPER DELTOID PRESS**

UPPER BODY  
1FW025



- MAIN FEATURES**
- Seat with gas assisted height adjustment
  - Backrest with gas-assisted horizontal adjustment
  - Independent levers for mono lateral or bilateral exercise
  - Physiological load curve with levers system
  - Multiple handgrips for neutral or prone grip
  - Lever for a physiological starting movement.



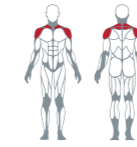
DIMENSIONS		LOAD	OPTIONAL
W 150 cm	H 165 cm	Max 270 kg	additional weight holders
L 205 cm	Wt 225 kg		footrest with a slip-proof system



**SPECIAL**

**LATERAL DELTOIDS**

UPPER BODY  
1FW027



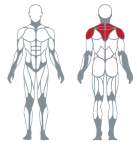
DIMENSIONS		LOAD	OPTIONAL
W 125 cm	H 165 cm	Max 220 kg	additional weight holders
L 130 cm	Wt 235 kg	Start 5+5 kg	



**SPECIAL**

**BACK DELTOIDS**

UPPER BODY  
1FW026

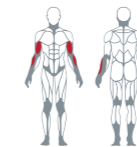


DIMENSIONS		LOAD	OPTIONAL
W 125 cm	H 165 cm	Max 220 kg	additional weight holders
L 155 cm	Wt 205 kg		



**SPECIAL**  
**ALTERNATE CURLING MACHINE**

UPPER BODY  
1FW251

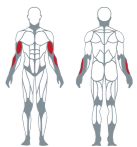


DIMENSIONS		LOAD	OPTIONAL
W 170 cm	H 105 cm	Max 220 kg	additional weight holders
L 120 cm	Wt 200 kg		



**SPECIAL**  
**CURLING MACHINE**

UPPER BODY  
1FW351

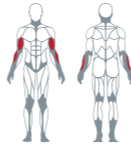
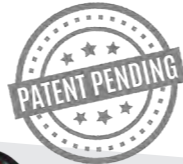


DIMENSIONS		LOAD	OPTIONAL
W 135 cm	H 105 cm	Max 110 kg	additional weight holders
L 120 cm	Wt 165 kg		



**SPECIAL****THREE ANGLES BICEPS MACHINE**UPPER BODY  
1FW451**MAIN FEATURES**

- Triple Workout Station: Three-position adjustable configuration;
- Gas assisted height adjustable seat;
- Retractable side steps with anti-slip treatment;
- Independent levers for bilateral or mono-lateral exercise;
- Physiological load curve with CAM connected to the levers;
- Counterbalance to reduce the empty weight of the operating levers;
- Jointed and rotating handles;
- Two positions angle adjustment, for supine or semi-supine grip.


**THE FIRST AND  
THE ORIGINAL**  
ON THE WORLDWIDE  
FITNESS MARKET
**DIMENSIONS**

W	195 cm	H	140 cm
L	120 cm	Wt	240 kg

**LOAD**

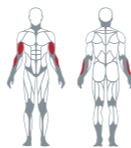
Max	220 kg
Start	5+5 kg

**OPTIONAL**

additional weight holders;

**SPECIAL****FOUR ANGLES BICEPS MACHINE**UPPER BODY  
1FW551**MAIN FEATURES**

- postazione di allenamento multipla con configurazione regolabile su quattro posizioni;
- seduta regolabile in altezza gas assistita;
- seduta regolabile in profondità gas assistita;
- leve indipendenti per esecuzione mono o bilaterale;
- curva di carico fisiologica con CAM collegate alle leve;
- controbilanciamento per annullare il peso a vuoto delle leve di esercizio;
- maniglie regolabili su due angolazioni: supina e semisupina.


**THE FIRST AND  
THE ORIGINAL**  
ON THE WORLDWIDE  
FITNESS MARKET
**DIMENSIONS**

W	225 cm	H	145 cm
L	125 cm	Wt	295 kg

**LOAD**

Max	110 + 110 kg
-----	--------------

**OPTIONAL**

additional weight holders;

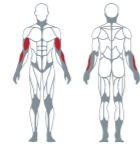




**SPECIAL**

**ALTERNATE PREACHER CURL MACHINE**

UPPER BODY  
1FW054



**MAIN FEATURES**  
 Height-adjustable chest support with gas assistance

**THE FIRST AND THE ORIGINAL**  
 ON THE WORLDWIDE FITNESS MARKET



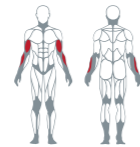
DIMENSIONS		LOAD		OPTIONAL
W	175 cm	H	112 cm	additional weight holders
L	120 cm	Wt	170 kg	
		Max	220 kg	
		Start	2,5+2,5 kg	



**SPECIAL**

**ALTERNATE ARM CURL -45**

UPPER BODY  
1FW056



**THE FIRST AND THE ORIGINAL**  
 ON THE WORLDWIDE FITNESS MARKET



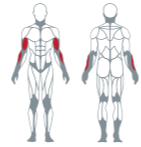
DIMENSIONS		LOAD		OPTIONAL
W	235 cm	H	110 cm	additional weight holders;
L	135 cm	Wt	195 kg	
		Max	220 kg	
		Start	5+5 kg	



**SPECIAL**

**ALTERNATE ARM CURL 120**

UPPER BODY  
1FW055



**THE FIRST AND THE ORIGINAL**  
 ON THE WORLDWIDE FITNESS MARKET



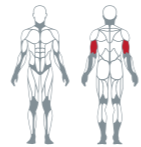
DIMENSIONS		LOAD		OPTIONAL
W	190 cm	H	140 cm	additional weight holders
L	125 cm	Wt	200 kg	
		Max	220 kg	
		Start	5+5 kg	



**SPECIAL**

**SUPER FRENCH PRESS MACHINE**

UPPER BODY  
1FW053



**THE FIRST AND THE ORIGINAL**  
 ON THE WORLDWIDE FITNESS MARKET



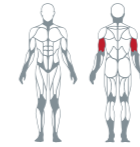
DIMENSIONS		LOAD		OPTIONAL
W	135 cm	H	165 cm	additional weight holders; footrest with a slip-proof system
L	195 cm	Wt	200 kg	
		Max	220 kg	



**SPECIAL**

**ALTERNATE TRICEPS MACHINE**

UPPER BODY  
1FW252



**MAIN FEATURES**  
 Gas assisted adjustable rear support for the back



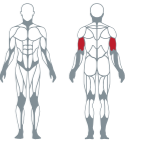
DIMENSIONS		LOAD		OPTIONAL
W	165 cm	H	145 cm	additional weight holders
L	165 cm	Wt	220 kg	
		Max	220 kg	



**SPECIAL**

**TRICEPS MACHINE**

UPPER BODY  
1FW352



**MAIN FEATURES**  
 Gas assisted adjustable rear support for the back.



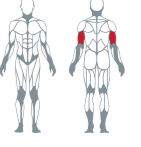
DIMENSIONS		LOAD		OPTIONAL
W	135 cm	H	145 cm	additional weight holders
L	165 cm	Wt	175 kg	
		Max	110 kg	



**SPECIAL**

**THREE ANGLES TRICEPS MACHINE**

UPPER BODY  
1FW452



**MAIN FEATURES**  
 Triple Workout Station: Three-position adjustable configuration;  
 Gas assisted height adjustable seat;  
 Retractable side steps with anti-slip treatment;  
 Independent levers for bilateral or mono-lateral exercise;  
 Physiological load curve with CAM connected to the levers;  
 Counterbalance to reduce the empty weight of the operating levers;  
 Jointed and rotating handles;  
 Two positions angle adjustment, for supine or semi-supine grip.



**THE FIRST AND THE ORIGINAL**  
 ON THE WORLDWIDE FITNESS MARKET



DIMENSIONS		LOAD		OPTIONAL
W	165 cm	H	165 cm	additional weight holders;
L	260 cm	Wt	310 kg	
		Max	450 kg	
		Start	20 kg	





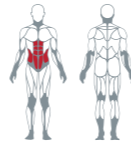
**SPECIAL**

**TOTAL CORE CRUNCH MACHINE**

CORE  
1FW065

**MAIN FEATURES**

- Seat with gas-assisted height adjustment;
- Multijoint biomechanical system;
- Pin-selectable upper, lower or simultaneous abdominal movement;
- 5-position adjustable swivel seat, with straight or rotated trunk on two angles on each side;
- Physiological load curve with lever system;
- Spring counterbalance to reduce the empty weight of exercise levers;
- Shoulders rest with gas assisted adaptive system;
- Lateral support handles;
- Removable center roller for increased leg stabilization.



**THE FIRST AND THE ORIGINAL ON THE WORLDWIDE FITNESS MARKET**

DIMENSIONS		LOAD		OPTIONAL
W	185 cm	H	170 cm	Max 135 kg additional weight holders; Start 10 kg
L	125 cm	Wt	245 kg	



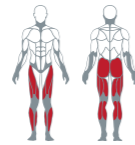
**SPECIAL**

**SUPER HORIZONTAL LEG PRESS DUAL SYSTEM**

LOWER BODY  
1FW100

**MAIN FEATURES**

- Depth-adjustable seat and backrest group
- Linear sliding system with constant load
- Independent thrusting platforms for mono or bilateral execution
- Device for reciprocal locking of the two platforms



DIMENSIONS		LOAD		OPTIONAL
W	165 cm	H	175 cm	Max 450 kg additional weight holders; Start 15 + 15 kg
L	285 cm	Wt	360 kg	



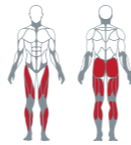
**SPECIAL**

**SUPER LEG PRESS 45°**

LOWER BODY  
1FW086

**MAIN FEATURES**

- Adjustable run limit
- Linear sliding system with constant load
- Adjustable backrest
- Wide pushing platform
- Easy starting system with safety lever



DIMENSIONS		LOAD		OPTIONAL
W	185 cm	H	165 cm	Max 900 kg additional weight holders; Start 80 kg
L	255 cm	Wt	410 kg	



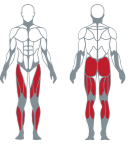
**SPECIAL**

**SUPER LEG PRESS 45° DUAL SYSTEM**


LOWER BODY  
1FW090

**MAIN FEATURES**

- Backrest adjustable on 3 angles; variable density backrest padding with progressive adjustment;
- Linear sliding system with constant load on low-friction wheels;
- Large, independent 40x60cm thrust platforms, each for single or double-sided execution;
- Device for reciprocal locking of the two footboards;
- Push platforms with non-slip treatment; physiological movement start system with independent safety levers on both sides;
- Safety limit switches adjustable in 3 different positions independently on both sides;



DIMENSIONS		LOAD		OPTIONAL
W	185 cm	H	165 cm	Max 900 kg additional weight holder Start 50+50 kg
L	255 cm	Wt	485 kg	



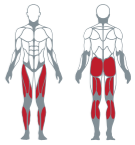
**SPECIAL**

**SUPER LEG PRESS BRIDGE**

LOWER BODY  
1FW085

**MAIN FEATURES**

- Spring counterbalance
- Physiological load curve with lever system
- Depth-adjustable seat-backrest unit
- Backrest adjustable in 7 angles
- Wide pushing platform
- Easy starting system with safety lever



DIMENSIONS		LOAD		OPTIONAL
W	165 cm	H	165 cm	Max 450 kg additional weight holders; Start 20 kg
L	260 cm	Wt	310 kg	





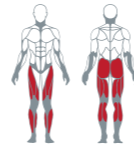
**SPECIAL**

**SUPER VERTICAL LEG PRESS**

LOWER BODY  
1FW093

**MAIN FEATURES**

- Backrest with adjustable inclination;
- Wide thrust platform with adjustable inclination;
- Easy starting system with safety lever;
- Height adjustable safety run limits;
- Counterbalance system of the carriage empty weight (Optional)



**DIMENSIONS**

W 205 cm H 205 cm  
L 205 cm Wt 350 kg

**LOAD**

Max 800 kg  
Start 90 kg

**OPTIONAL**

additional weight holders;  
shipment with disassembled machine;  
balancing kit



**SPECIAL**

**VERTICAL LEG PRESS**

LOWER BODY  
1FW193

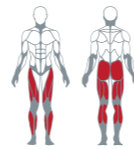
**MAIN FEATURES**

- Wide thrust platform
- Easy starting system with safety lever
- Height adjustable safety run limits
- Counterbalance system of the carriage empty weight (Optional)

Standard carriage with 2 weight spikes



Optional carriage with 4 weight spikes



**DIMENSIONS**

W 205 cm H 205 cm  
L 205 cm Wt 310 kg

**LOAD**

Max 400 kg  
Start 65kg  
80kg (with optional)  
Max 800kg (with optional)

**OPTIONAL**

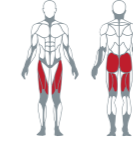
carriage with 4 plate loaders;  
additional weight holder;  
shipment with disassembled machine;  
balancing kit



**SPECIAL**

**SUPER LUNGE MACHINE**

LOWER BODY  
1FW079



**DIMENSIONS**

W 135 cm H 210 cm  
L 230 cm Wt 315 kg

**LOAD**

Max 220 kg  
Start 15 kg

**OPTIONAL**

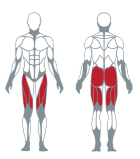
additional weight holder



**SPECIAL**

**SUPER SQUAT MACHINE**

LOWER BODY  
1FW091



**DIMENSIONS**

W 150 cm H 165 cm  
L 185 cm Wt 220 kg

**LOAD**

Max 310 kg  
Start 15 kg

**OPTIONAL**

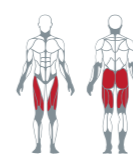
additional weight holder



**SPECIAL**

**SUPER POWER SQUAT**

LOWER BODY  
1FW084



**DIMENSIONS**

W 150 cm H 165 cm  
L 200 cm Wt 270 kg

**LOAD**

Max 310 kg  
Start 45 kg

**OPTIONAL**

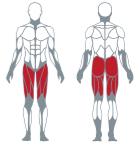
additional weight holders



**SPECIAL**

**BELT SQUAT**

LOWER BODY  
1FW095



**DIMENSIONS**

W 150 cm H 165 cm  
L 165 cm Wt 200 kg

**LOAD**

Max 270 kg  
Start 20 kg

**OPTIONAL**

additional weight holders

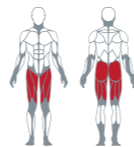




**SPECIAL**

**SUPER PENDULUM SQUAT**

LOWER BODY  
1FW080



**MAIN FEATURES**

- Height adjustment of the thrust group in 5 positions;
- Physiological load curve with lever system;
- spring counterbalance to reduce the empty weight of the thrust group;
- Wide 80x60 cm thrusting platform made of non-slip material;
- Physiological start movement and safety lever.



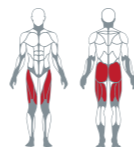
DIMENSIONS		LOAD	OPTIONAL
W 150 cm	H 190 cm	Max 450 kg	additional weight holders
L 200 cm	Wt 300 kg	Start 30 kg	



**SPECIAL**

**SUPER HACK SQUAT**

LOWER BODY  
1FW087




**MAIN FEATURES**

- Linear sliding system with constant load on low-friction wheels;
- Large 80x60 cm thrust platform in non-slip material with adjustable inclination in 3 positions;
- Backrest and headrest with adjustable inclination in 4 positions each (patented);
- Physiological movement start system with safety lever;
- Safety limit switch adjustable to 6 different positions.



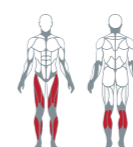
DIMENSIONS		LOAD	OPTIONAL
W 130 cm	H 165 cm	Max 310 kg	additional weight holders; balancing kit
L 225 cm	Wt 290 kg	Start 60 kg	



**SPECIAL**

**SUPER CALF HACK**

LOWER BODY  
1FW092




**MAIN FEATURES**

- Double workstation to work the calf or thigh muscles;
- Linear sliding system with constant load on low-friction wheels;
- Large 80x60 cm thrust platform in non-slip material with adjustable inclination in 3 positions;
- Physiological movement start system with safety lever;
- Safety limit switch adjustable to 6 different positions.



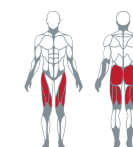
DIMENSIONS		LOAD	OPTIONAL
W 130 cm	H 165 cm	Max 220 kg	additional weight holders
L 215 cm	Wt 270 kg	Start 40 kg	



**SPECIAL**

**POWER RUNNER**

LOWER BODY  
1FW098



**MAIN FEATURES**

- Ideal workout for power, athletic performance and body building
- Gas assisted setup of the starting position



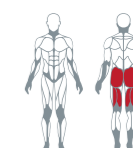
DIMENSIONS		LOAD	OPTIONAL
W 150 cm	H 170 cm	Max 310 kg	additional weight holders
L 235 cm	Wt 260 kg		



**SPECIAL**

**HIP THRUST**

LOWER BODY  
1FW097



Adjustable platform



DIMENSIONS		LOAD	OPTIONAL
W 150 cm	H 140 cm	Max 270 kg	adjustable platform additional weight holders
L 200 cm	Wt 180 kg		

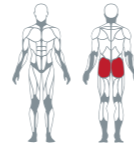




**SPECIAL**

**3D ABDUCTOR**

LOWER BODY  
1FW199



**MAIN FEATURES**

- Backrest adjustable to 3 inclinations for different degree of hip flexion;
- Physiological load curve with levers system;
- Spring counterbalance to reset the empty weight of the exercise levers;
- Lateral support handles;
- Operating levers with gas assisted easy entry/exit system.



**THE FIRST AND THE ORIGINAL**  
ON THE WORLDWIDE FITNESS MARKET

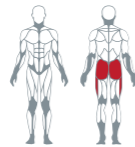
DIMENSIONS		LOAD	OPTIONAL
W	150 cm	Max 270 kg	additional weight holders;
L	205 cm		
H	165 cm		
Wt	265 kg		



**SPECIAL**

**STANDING ABDUCTOR**

LOWER BODY  
1FW099



**MAIN FEATURES**

- Physiological load curve with cam connected to the levers;
- Possibility of mono-articular (hip abduction only) or multi-articular (hip abduction and pelvic extension) exercise;
- Frontal support handles.

**THE FIRST AND THE ORIGINAL**  
ON THE WORLDWIDE FITNESS MARKET



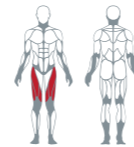
DIMENSIONS		LOAD	OPTIONAL
W	150 cm	Max 220 kg	additional weight holders
L	190 cm		
H	165 cm		
Wt	225 kg	Start 5 kg	



**SPECIAL**

**ALTERNATE LEG EXTENSION**

LOWER BODY  
1FW281



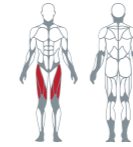
DIMENSIONS		LOAD	OPTIONAL
W	165 cm	Max 220 kg	additional weight holders
L	145 cm		
H	145 cm		
Wt	220 kg		



**SPECIAL**

**LEG EXTENSION**

LOWER BODY  
1FW181



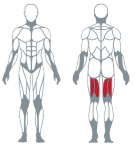
DIMENSIONS		LOAD	OPTIONAL
W	150 cm	Max 110 kg	additional weight holders
L	135 cm		
H	150 cm		
Wt	165 kg		



**SPECIAL**

**ALTERNATE LEG CURLING**

LOWER BODY  
1FW082



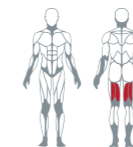
DIMENSIONS		LOAD	OPTIONAL
W	165 cm	Max 220 kg	additional weight holders
L	160 cm		
H	90 cm		
Wt	220 kg		



**SPECIAL**

**LEG CURLING**

LOWER BODY  
1FW182



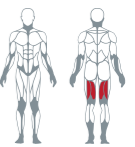
DIMENSIONS		LOAD	OPTIONAL
W	150 cm	Max 110 kg	additional weight holders
L	160 cm		
H	90 cm		
Wt	160 kg		



**SPECIAL**

**SEATED LEG CURLING**

LOWER BODY  
1FW183



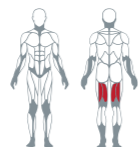
DIMENSIONS		LOAD	OPTIONAL
W	150 cm	Max 110 kg	additional weight holders
L	135 cm		
H	150 cm		
Wt	180 kg		





**SPECIAL**  
**KNEELING LEG CURLING**

LOWER BODY  
1FW094

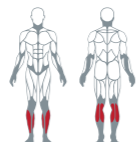


DIMENSIONS		LOAD		OPTIONAL
W	170 cm	H	140 cm	Max 220 kg additional weight holders
L	120 cm	Wt	235 kg	



**SPECIAL**  
**SUPER SEATED CALF**

LOWER BODY  
1FW088

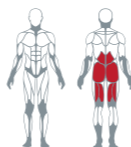


DIMENSIONS		LOAD		OPTIONAL
W	160 cm	H	120 cm	Max 270 kg additional weight holders tibial kit
L	130 cm	Wt	130 kg	



**SPECIAL**  
**REVERSE HYPEREXTENSION**

LOWER BODY  
1FW096

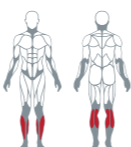


DIMENSIONS		LOAD		OPTIONAL
W	130 cm	H	160 cm	Max 110 kg Start 5 kg additional weight holders
L	125 cm	Wt	175 kg	



**SPECIAL**  
**DONKEY CALF**

LOWER BODY  
1FW089

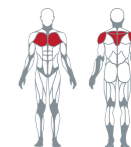


DIMENSIONS		LOAD		OPTIONAL
W	110 cm	H	160 cm	Max 310 kg additional weight holders
L	190 cm	Wt	200 kg	



**SPECIAL**  
**SUPER PECK BACK**

MULTIFUNCTIONAL  
1FW117



- MAIN FEATURES**
- Rotating system of the seat for the exercise selection
  - Chestrest with horizontal adjustment
  - Thrust rollers with inclination adjustment in 2 positions
  - Grips with gas assisted retractable system
  - Independent levers for bilateral or mono-lateral exercise
  - Physiological load curve with levers system



**THE FIRST AND THE ORIGINAL**  
ON THE WORLDWIDE FITNESS MARKET

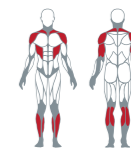


DIMENSIONS		LOAD		OPTIONAL
W	150 cm	H	200 cm	Max 310 kg additional weight holders
L	170 cm	Wt	320 kg	



**SPECIAL**  
**VIKING PRESS AND CALF**

MULTIFUNCTIONAL  
1FW029



- MAIN FEATURES**
- Physiological load curve with progressive lever system;
  - Independent levers for single or bilateral execution;
  - Device for mutual locking of the two levers;
  - Spring counterbalance to reduce the unloaded weight of the levers;
  - Multiple handles for a prone, semi-prone and neutral grip;
  - Central handle with lengthwise adjustment to stabilise the body during the unilateral shoulder press exercise;
  - Supports for calf training;
  - Large 80x60 cm stabilisation platform made of non-slip material;
  - Anti-slip platform for calf execution.



**THE FIRST AND THE ORIGINAL**  
ON THE WORLDWIDE FITNESS MARKET



DIMENSIONS		LOAD		OPTIONAL
W	150 cm	H	190 cm	Max 220 kg Start 5+5 kg additional weight holders
L	190 cm	Wt	250 kg	

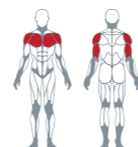




**SPECIAL**

**POWER SMITH MACHINE DUAL SYSTEM**

MULTIFUNCTIONAL  
1FW121



**THE FIRST AND THE ORIGINAL ON THE WORLDWIDE FITNESS MARKET**

**MAIN FEATURES**

- Dual workout position: horizontal bench press, declined bench press
- Gas assisted inclination adjustment: 0°, -9°, -18°
- Track with horizontal adjustment: 14 positions
- Retractable ergonomic rolls
- 6 weight holders
- Docks for elastics



**DIMENSIONS**

W 170 cm H 150 cm  
L 195 cm Wt 250 kg

**LOAD**

Max 200 kg (each side)

**OPTIONAL**

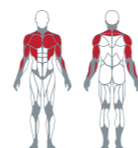
shipment with disassembled machine;



**SPECIAL**

**POWER SMITH MACHINE DUAL SYSTEM UPPER**

MULTIFUNCTIONAL  
1FW122



**THE FIRST AND THE ORIGINAL ON THE WORLDWIDE FITNESS MARKET**

**MAIN FEATURES**

- Multiple workout machine: from inclined bench press to shoulder press;
- Gas-assisted inclination adjustment: 40°, 45°, 50°, 55°, 60°, 65°, 70°, 75°, 80°;
- Seat with gas assisted height adjustment;
- Track with horizontal adjustment: 28 positions (inclined and shoulder);
- Width-adjustable push handles;
- Counterweights to reduce the empty weight of the thrust units;
- Totally dismantlable frame.



**DIMENSIONS**

W 170 cm H 200 cm  
L 190 cm Wt 295 kg

**LOAD**

Max 200 kg (each side)

**OPTIONAL**

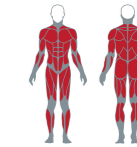
shipment with disassembled machine;



**SPECIAL**

**OLYMPIC SMITH MACHINE COUNTERBALANCED**

MULTIFUNCTIONAL  
1FW520



**MAIN FEATURES**

- Fully Adjustable Special Kit (optional)
- Counterbalanced
- One Barbell included
- Height adjustable safety holders
- Six docks for elastics



**DIMENSIONS**

W 145 cm H 250 cm  
L 155 cm Wt 200 kg

**LOAD**

Max 310 kg

**OPTIONAL**

additional weight holders  
barbells

OPTIONAL  
1BC100  
POWER JOINT



OPTIONAL  
1BC101  
T-BAR ROW  
HANDLE



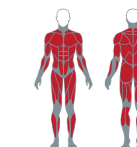
SOLD SEPARATELY  
FULLY ADJ SPECIAL KIT  
1HP201A



**SPECIAL**

**OLYMPIC HALF RACK**

MULTIFUNCTIONAL  
1FW534



**MAIN FEATURES**

- Fully Adjustable Special Kit (optional)
- Multichinning bars
- Height adjustable safety holders
- Dips bars (optional)
- Eight docks for elastic



**DIMENSIONS**

W 145 cm H 250 cm  
L 155 cm Wt 200 kg

**LOAD**

Max 400 kg

**OPTIONAL**

additional weight holders  
barbells

OPTIONAL  
1BC99  
DIPS BARS



OPTIONAL  
1BC100  
POWER JOINT



OPTIONAL  
1BC101  
T-BAR ROW  
HANDLE



SOLD SEPARATELY  
FULLY ADJ SPECIAL KIT  
1HP201A

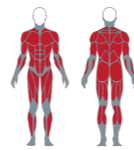




**SPECIAL**

**OLYMPIC POWER RACK**

MULTIFUNCTIONAL  
1FW531



**MAIN FEATURES**

- Fully Adjustable Special Kit (optional)
- Multichinning bars
- Height adjustable safety holders
- Dips bars (optional)
- Six docks for elastics



OPTIONAL  
1BC99  
DIPS BARS



OPTIONAL  
1BC100  
POWER JOINT



OPTIONAL  
1BC101  
T-BAR ROW HANDLE



SOLD SEPARATELY  
FULLY ADJ SPECIAL KIT  
1HP201A



DIMENSIONS		LOAD	OPTIONAL
W 145 cm	H 250 cm	Max 400 kg	additional weight holders
L 170 cm	Wt 280 kg		

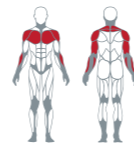


JONATHAN DE LA ROSA  
OLYMPIAN | IFBB PRO BODYBUILDER

**SPECIAL**

**MILITARY BENCH**

BENCHES  
1FW533



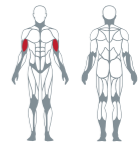
DIMENSIONS		LOAD	OPTIONAL
W 160 cm	H 185 cm	Max 400 kg	additional weight holders
L 130 cm	Wt 225 kg		



**SPECIAL**

**PREACHER CURL BENCH**

BENCHES  
1FW512



**THE FIRST AND THE ORIGINAL**  
ON THE WORLDWIDE FITNESS MARKET



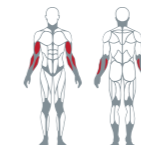
DIMENSIONS		LOAD	OPTIONAL
W 135 cm	H 85 cm	Max 270 kg	additional weight holders
L 145 cm	Wt 100 kg		barbells, dumbbells



**SPECIAL**

**CURL RACK BENCH**

BENCHES  
1FW509



- MAIN FEATURES**
- Barbell supports with gas-assisted height adjustment in 5 positions.
  - Foot pedal release system.

**THE FIRST AND THE ORIGINAL**  
ON THE WORLDWIDE FITNESS MARKET



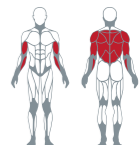
DIMENSIONS		LOAD	OPTIONAL
W 125 cm	H 95 cm	Max 220 kg	additional weight holders;
L 90 cm	Wt 115 kg		barbells



**SPECIAL**

**SEAL ROW BENCH**

BENCHES  
1FW518



DIMENSIONS		LOAD	OPTIONAL
W 115 cm	H 90 cm	Max 400 kg	barbells
L 140 cm	Wt 140 kg		





PANATTA | ATELIER  
CUSTOM SPECIAL PADDING WITH LATERAL LOGO.  
CUSTOM BICOLORED FRAME: MATTE ARMY GREEN, MATTE BLACK

# FREWEIGHT ONE

FreeWeight One è progettata per garantire un allenamento efficiente e confortevole, mantenendo gli alti standard di qualità e durata nel tempo che contraddistinguono i macchinari Panatta. Ogni dettaglio è curato per offrire una macchina che risponda alle esigenze di ogni sportivo, dai principianti agli atleti professionisti. Con FreeWeight One, l'eccellenza nell'allenamento plateloaded è alla portata di tutti.

FreeWeight One is designed to provide an efficient and comfortable workout while maintaining the high standards of quality and durability that distinguish Panatta machines. Every detail is taken care of to offer a machine that meets the needs of every athlete, from beginners to professional athletes. With FreeWeight One, excellence in plateloaded training is within everyone's reach.

FR. FreeWeight One est conçue pour garantir un entraînement efficace et confortable, tout en maintenant les normes élevées de qualité et de durabilité qui caractérisent les machines Panatta. Chaque détail est soigné pour offrir une machine qui répond aux besoins de chaque sportif, des débutants aux athlètes professionnels. Avec FreeWeight One, l'excellence de l'entraînement à poids libres est à la portée de tous.

ES. FreeWeight One está diseñado para garantizar un entrenamiento eficaz y cómodo, manteniendo los altos estándares de calidad y durabilidad que distinguen a las máquinas Panatta. Se ha cuidado hasta el último detalle para ofrecer una máquina que satisfaga las necesidades de todos los deportistas, desde los principiantes hasta los atletas profesionales. Con FreeWeight One, la excelencia en el entrenamiento con carga de discos está al alcance de todos.

DE. FreeWeight One wurde entwickelt, um ein effizientes und komfortables Training zu gewährleisten und gleichzeitig die hohen Qualitäts- und Haltbarkeitsstandards beizubehalten, die Panatta-Geräte auszeichnen. Es wird auf jedes Detail geachtet, um eine Maschine anzubieten, die den Bedürfnissen jedes Sportlers entspricht, vom Anfänger bis zum Profiathleten. Mit FreeWeight One ist Exzellenz im Plate Loaded-Training für jedermann erreichbar.

RU. Тренажер FreeWeight One был разработан для обеспечения эффективной и комфортной тренировки, сохраняя при этом высокие стандарты качества и долговечности, характерные для оборудования Panatta. Внимание уделено каждой детали, чтобы предложить тренажер, который удовлетворит потребности любого спортсмена, от новичка до профессионала. С FreeWeight One превосходство в тренировках с нагрузкой на пластины доступно каждому.

AR.

ظافح لال ع، بحيرمو لراعف بييردت نامضل FreeWeight One تمم ص  
م Panatta زدهجأ زيمت يتلا لراعلا اناتم ل او دوج ل ريعم ل ع  
ن، يضاير ل لك تاجاي تحت ا يبل ي زا هج م يدقت ل ل ي صرافت ل ل ق د اب م ام ت ه ل ا  
ي ف زيمت ل ا حبص ا FreeWeight One، ع. نيفرت ح م ل ا ل ن ي ن ي دت ب م ل ا  
ع. م ي ج م ل ا ل و ن ت م ي ف ت ت ب ت م ل ا ن ا ز و ا ل ا م ا د خ ت س ا ب ب ي ر د ت ل ا



MOHAMED FODA  
1X DETROIT PRO CHAMPION,  
1X CHICAGO PRO CHAMPION



Find more

**FREWEIGHT<sup>®</sup>**  
**ONE**

**CHAMPIONS  
TRAIN WITH  
PANATTA**

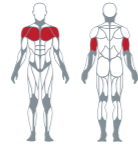


NECKZILLA  
OLYMPIAN



### VERTICAL CHEST PRESS

UPPER BODY  
1FO036

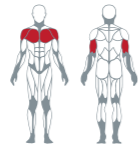


DIMENSIONS		LOAD	OPTIONAL
W	150 cm	Max 270 kg	additional weight holders
H	135 cm	Start 5+5 kg	
L	155 cm		
	Wt 175 kg		




### DECLINED CHEST PRESS

UPPER BODY  
1FO041

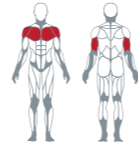


DIMENSIONS		LOAD	OPTIONAL
W	145 cm	Max 270 kg	additional weight holders
H	135 cm	Start 5 + 5 kg	
L	165 cm		
	Wt 175 kg		




### INCLINED CHEST PRESS

UPPER BODY  
1FO035

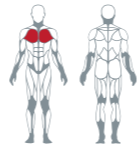


DIMENSIONS		LOAD	OPTIONAL
W	135 cm	Max 270 kg	additional weight holders
H	180 cm	Start 5+5 kg	
L	135 cm		
	Wt 145 kg		



### UPPER CHEST FLIGHT MACHINE

UPPER BODY  
1FO038

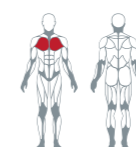


DIMENSIONS		LOAD	OPTIONAL
W	180 cm	Max 220 kg	additional weight holders
H	135 cm	Start /	
L	195 cm		
	Wt 170 kg		



### MIDDLE CHEST FLIGHT MACHINE

UPPER BODY  
1FO043

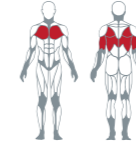


DIMENSIONS		LOAD	OPTIONAL
W	200 cm	Max 220 kg	additional weight holders
H	135 cm	Start /	
L	200 cm		
	Wt 150 kg		



### PULLOVER MACHINE

UPPER BODY  
1FO039

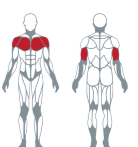


DIMENSIONS		LOAD	OPTIONAL
W	130 cm	Max 110 kg	additional weight holders
H	155 cm	Start /	
L	135 cm		
	Wt 155 kg		



### DIPS PRESS

UPPER BODY  
1FO140

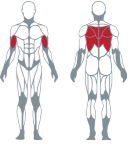


DIMENSIONS		LOAD	OPTIONAL
W	130 cm	Max 135 + 135 kg	additional weight holders
H	100 cm	Start /	
L	175 cm		
	Wt 125 kg		



### LAT MACHINE CONVERGENT

UPPER BODY  
1FO001



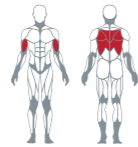
DIMENSIONS		LOAD	OPTIONAL
W	120 cm	Max 270 kg	additional weight holders
H	205 cm	Start /	
L	190 cm		
	Wt 140 kg		






### LAT MACHINE CIRCULAR

UPPER BODY  
1FO101

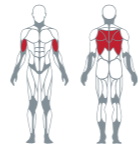


DIMENSIONS		LOAD	OPTIONAL
W 150 cm	H 190 cm	Max 270 kg	additional weight holders
L 200 cm	Wt 155 kg	Start /	



### HIGH ROW

UPPER BODY  
1FO003

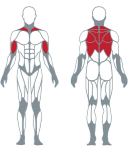


DIMENSIONS		LOAD	OPTIONAL
W 150 cm	H 190 cm	Max 270 kg	additional weight holders
L 200 cm	Wt 155 kg	Start /	



### ADJUSTABLE ROW 45°

UPPER BODY  
1FO304




- MAIN FEATURES**
- Adjustment of the degree of convergence on 3 angles (0° / 15° / 30°) to modulate trajectory, pre-stretching and muscle activation.
  - Adjustable support padding to ensure comfort, trunk stability and correct traction trajectory.
  - Adjustment of the width of the handles to 3 positions to customize the work on the dorsal and scapular muscles.
  - Independent levers for single or bilateral execution and better management of asymmetries.
  - Rotating handles as standard for a more natural and variable grip even during movement.

THE FIRST AND THE ORIGINAL ON THE WORLDWIDE FITNESS MARKET

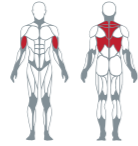


DIMENSIONS		LOAD	OPTIONAL
W 170 cm	H 135 cm	Max 110 + 110 kg	additional weight holders
L 135 cm	Wt 245 kg	Start 12 + 12 Kg	



### POWER ROW

UPPER BODY  
1FO102

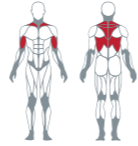


DIMENSIONS		LOAD	OPTIONAL
W 140 cm	H 180 cm	Max 270 kg	additional weight holders
L 140 cm	Wt 150 kg	Start /	



### LOW ROW

UPPER BODY  
1FO002

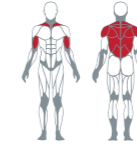


DIMENSIONS		LOAD	OPTIONAL
W 150 cm	H 175 cm	Max 270 kg	additional weight holders
L 145 cm	Wt 140 kg	Start 5+5 kg	



### DORSY BAR

UPPER BODY  
1FO005

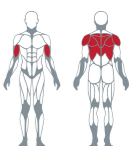


DIMENSIONS		LOAD
W 105 cm	H 60 cm	Max 155 kg
L 195 cm	Wt 110 kg	Start 20 kg



### ROWING MACHINE

UPPER BODY  
1FO004



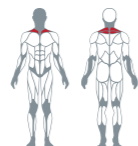
DIMENSIONS		LOAD	OPTIONAL
W 145 cm	H 135 cm	Max 270 kg	additional weight holders
L 190 cm	Wt 150 kg	Start 5+5 kg	





### SHRUG MACHINE


UPPER BODY  
1FO010



**THE FIRST AND THE ORIGINAL**  
ON THE WORLDWIDE FITNESS MARKET

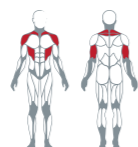


DIMENSIONS		LOAD		OPTIONAL
W	145 cm	H	140 cm	Max 310 kg
L	145 cm	Wt	185 kg	Start 15+15 kg additional weight holders




### DELTOID PRESS

UPPER BODY  
1FO025

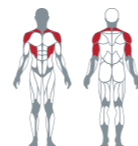


DIMENSIONS		LOAD		OPTIONAL
W	150 cm	H	140 cm	Max 270 kg
L	150 cm	Wt	140 kg	Start 5+5 kg additional weight holders




### VIKING PRESS

UPPER BODY  
1FO029

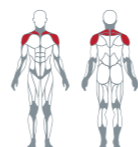


DIMENSIONS		LOAD		OPTIONAL
W	125 cm	H	165 cm	Max 135 + 135 kg
L	175 cm	Wt	170 kg	Start 5+5 kg additional weight holders




### LATERAL DELTOIDS

UPPER BODY  
1FO027

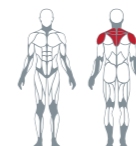


DIMENSIONS		LOAD		OPTIONAL
W	125 cm	H	140 cm	Max 220 kg
L	140 cm	Wt	115 kg	Start / additional weight holders



### BACK DELTOIDS

UPPER BODY  
1FO026

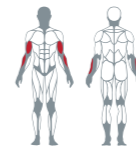


DIMENSIONS		LOAD		OPTIONAL
W	135 cm	H	165 cm	Max 220 kg
L	175 cm	Wt	155 kg	Start / additional weight holders



### CURLING MACHINE

UPPER BODY  
1FO151

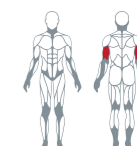


DIMENSIONS		LOAD		OPTIONAL
W	120 cm	H	105 cm	Max 110 kg
L	130 cm	Wt	120 kg	Start 10 kg additional weight holders



### FRENCH PRESS MACHINE

UPPER BODY  
1FO053



**THE FIRST AND THE ORIGINAL**  
ON THE WORLDWIDE FITNESS MARKET

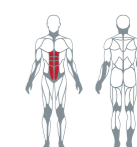


DIMENSIONS		LOAD		OPTIONAL
W	125 cm	H	140 cm	Max 110 kg
L	200 cm	Wt	140 kg	Start 5 kg additional weight holders




### ABDOMINAL CRUNCH

CORE  
1FO065



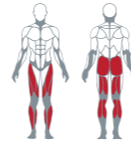
DIMENSIONS		LOAD		OPTIONAL
W	130 cm	H	155 cm	Max 110 kg
L	135 cm	Wt	155 kg	Start / additional weight holders





### LEG PRESS BRIDGE

LOWER BODY  
1FO085



**MAIN FEATURES**

- ▶ Backrest adjustable to 5 angles
- ▶ Variable-density backrest padding with progressive adaptation
- ▶ Physiological load curve with lever system
- ▶ Large non-slip push platform (80x60 cm)
- ▶ Spring counterbalance to reduce the empty weight of the push unit
- ▶ Physiological movement start system with safety lever

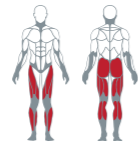


DIMENSIONS		LOAD	OPTIONAL
W 150 cm	H 165 cm	Max 270 kg	additional weight holders
L 165 cm	Wt 200 kg	Start 20 kg	



### LEG PRESS 45°

LOWER BODY  
1FO086

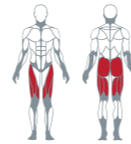


DIMENSIONS		LOAD	OPTIONAL
W 185 cm	H 165 cm	Max 900 kg	additional weight holders
L 260 cm	Wt 310 kg	Start 80 kg	



### HACK SQUAT

LOWER BODY  
1FO087

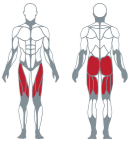


DIMENSIONS		LOAD	OPTIONAL
W 120 cm	H 160 cm	Max 310 kg	additional weight holders
L 225 cm	Wt 220 kg	Start 40 kg	



### PENDULUM SQUAT

LOWER BODY  
1FO080



**MAIN FEATURES**

- ▶ Physiological load curve
- ▶ Spring counterbalance to reduce the unloaded weight of operating levers
- ▶ Wide thrusting platform (80x60 cm) of non-slip material
- ▶ Physiological movement initiation system with safety lever on two heights to adapt to all users

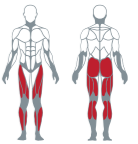


DIMENSIONS		LOAD	OPTIONAL
W 135 cm	H 165 cm	Max 450 kg	additional weight holders
L 185 cm	Wt 200 kg	Start 20 kg	



### SQUAT AND CALF MACHINE

LOWER BODY  
1FO091




**MAIN FEATURES**

- ▶ Double workstation to selectively emphasize the front thigh muscles or the glutes and hamstrings.
- ▶ Large 80x75 cm push platform with non-slip treatment and double inclination, to modulate muscle activation.
- ▶ Physiological load curve for resistance delivery consistent with joint biomechanics.
- ▶ Physiological movement initiation system with safety lever;
- ▶ Spring counterbalance to reduce the curb weight of the thrust unit and improve load management.
- ▶ Retractable footrests with anti-slip treatment dedicated to the execution of the calf press.



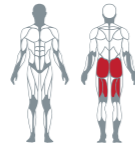
DIMENSIONS		LOAD	OPTIONAL
W 135 cm	H 165 cm	Max 450 kg	additional weight holders
L 185 cm	Wt 200 kg	Start 20 kg	





### HIP THRUST

LOWER BODY  
1FO097

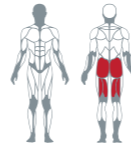


DIMENSIONS		LOAD		OPTIONAL
W	145 cm	H	100 cm	additional weight holders
L	165 cm	Wt	185 kg	
		Max	310 kg	
		Start	/	




### STANDING HIP THRUST

LOWER BODY  
1FO197

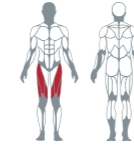


DIMENSIONS		LOAD		OPTIONAL
W	125 cm	H	170 cm	additional weight holders
L	120 cm	Wt	160 kg	
		Max	110 kg	
		Start	20 Kg	



### LEG EXTENSION

LOWER BODY  
1FO181

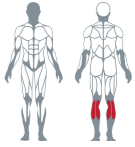


DIMENSIONS		LOAD		OPTIONAL
W	125 cm	H	130 cm	additional weight holders
L	170 cm	Wt	190 kg	
		Max	110 kg	
		Start	10 kg	




### SEATED CALF

LOWER BODY  
1FO088

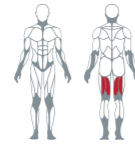


DIMENSIONS		LOAD		OPTIONAL
W	95 cm	H	100 cm	additional weight holders
L	135 cm	Wt	70 kg	
		Max	135 kg	
		Start	30 kg	




### SEATED LEG CURLING

LOWER BODY  
1FO183

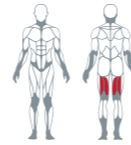


DIMENSIONS		LOAD		OPTIONAL
W	130 cm	H	130 cm	additional weight holders
L	180 cm	Wt	145 kg	
		Max	110 kg	
		Start	5 kg	




### KNEELING LEG CURLING

LOWER BODY  
1FO094

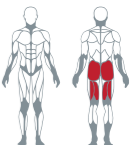


DIMENSIONS		LOAD		OPTIONAL
W	150 cm	H	165 cm	additional weight holders
L	165 cm	Wt	200 kg	
		Max	270 kg	
		Start	5 + 5 kg	



### POWER SMITH MACHINE MULTI ANGLES

MULTIFUNCTIONAL  
1FO120




- MAIN FEATURES**
- multiple training station: from decline bench to shoulder bench;
  - gas-assisted incline adjustment;
  - horizontal adjustment rail with 28 positions;
  - removable leg rollers for decline presses;
  - counterweights to reduce the empty weight of the push units;
  - width-adjustable push handles;
  - adjustable safety stops;
  - 6 weight holders as standard.

**THE FIRST AND THE ORIGINAL ON THE WORLDWIDE FITNESS MARKET**



DIMENSIONS		LOAD	OPTIONAL
W	230 cm	Max 200 + 200 kg Start 5 + 5 Kg	shipping with machine disassembled
L	230 cm		
H	220 cm		
Wt	340 kg		



N° MACHINES: 6  
N° BENCHES: 17

**FREEWEIGHT**  
HIGH PERFORMANCE

**PANATTA**  
Worldwide Fitness Company

# FREEWEIGHT HIGH PERFORMANCE

FreeWeight HP: Una linea di panche e macchinari multifunzione che nascono dalla biomeccanica Panatta per esprimere forza, controllo e qualità del movimento.

FreeWeight HP: A line of benches and multifunctional machines developed from Panatta biomechanics to deliver strength, control, and quality of movement.

FR. FreeWeight HP: Une gamme de bancs et de machines multifonctionnelles, issue de la biomécanique Panatta, conçue pour exprimer force, contrôle et qualité du mouvement.

ES. FreeWeight HP: Una línea de bancos y máquinas multifunción, nacida de la biomecánica Panatta, para expresar fuerza, control y calidad del movimiento.

DE. FreeWeight HP: Eine Linie von Bänken und multifunktionalen Maschinen, die aus der Panatta-Biomechanik entstehen, um Kraft, Kontrolle und Qualität der Bewegung auszudrücken.

RU. Серия скамеек и многофункциональных тренажеров, созданных на основе биомеханических принципов Panatta, чтобы продемонстрировать силу, контроль и качество движений.

AR.

فئات الطول وددعت مة زدهج ألو دواعم لآ نم ةعوم جم FreeWeight HP دواعم  
Panatta ةكرش هتروط يذآل ةيوي ح لآ الكين كيم لآ م ل ع نم قاحوت س م لآ  
ةكرح لآ ةدوج و م كحت لآ ووق لآ دي سحت لآ



Find more

OKSANA GRISHINA  
5X MS. FITNESS OLYMPIA,  
10X ARNOLD CLASSIC

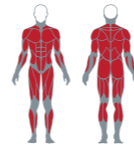


### HALF RACK BASE

MULTIFUNCTIONAL  
1HP234A

**MAIN FEATURES**

- ▶ Multichinning bars
- ▶ Adjustable safety holder
- ▶ Eight docks for elastics
- ▶ Illustrative chart with qr code



OPTIONAL  
1HP201A  
FULLY ADJ  
SPECIAL KIT



OPTIONAL  
1BC99  
DIPS BARS



OPTIONAL  
1BC100  
POWER JOINT



OPTIONAL  
1BC101  
T-BAR ROW  
HANDLE



**DIMENSIONS**

W 160 cm H 230 cm  
L 170 cm Wt 195 kg

**LOAD**

Max 400 kg

**OPTIONAL**

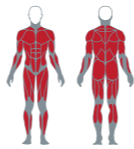
barbells; 1HP201A fully adjustable special kit; 1BC99 Dips Bars

1BC100 Power Joint  
1BC101 T-Bar Row Handle



### HALF RACK FULL

MULTIFUNCTIONAL  
1HP234



INCLUDED  
FULLY ADJ  
SPECIAL KIT



INCLUDED  
DIPS BARS



INCLUDED  
POWER JOINT



INCLUDED  
T-BAR ROW  
HANDLE



**DIMENSIONS**


W 160 cm H 230 cm  
L 170 cm Wt 280 kg

**LOAD**

Max 400 kg

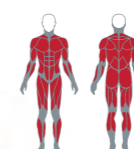
**OPTIONAL**

barbells



### POWER RACK

MULTIFUNCTIONAL  
1HP231



**DIMENSIONS**


W 155 cm H 210 cm  
L 190 cm Wt 160 kg

**LOAD**

Max 400 kg

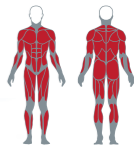
**OPTIONAL**

multi traction bar special kit; barbells



### JAMMER

MULTIFUNCTIONAL  
1HP534




**DIMENSIONS**

W 170 cm H 225 cm  
L 185 cm Wt 180 kg

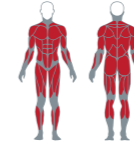
**LOAD**

Max 310 kg



### COMBO TWIST

MULTIFUNCTIONAL  
1HP506



**DIMENSIONS**

W 175 cm H 135 cm  
L 150 cm Wt 140 kg

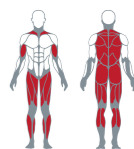
**LOAD**

Max 310 kg



### SQUAT LUNGE

MULTIFUNCTIONAL  
1HP590




**DIMENSIONS**

W 155 cm H 80 cm  
L 175 cm Wt 165 kg

**LOAD**

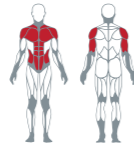
Max 620 kg






### MULTIPURPOSE SIT UP BENCH

BENCHES  
1HP216



#### DIMENSIONS

W 80 cm H 85 cm  
L 150 cm Wt 65 kg



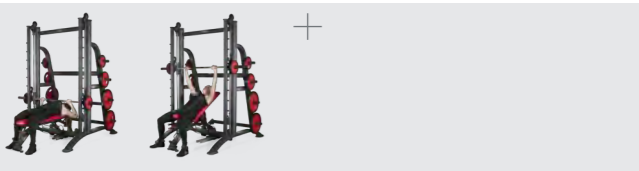
### FULLY ADJUSTABLE - SPECIAL KIT SMITH MACHINE

BENCHES  
1HP201S



#### DIMENSIONS

W 115 cm H 50 cm  
L 150 cm Wt 80 kg



### FULLY ADJUSTABLE BENCH

BENCHES  
1HP201



#### DIMENSIONS

W 80 cm H 50 cm  
L 145 cm Wt 55 kg



### FULLY ADJUSTABLE - SPECIAL KIT HALF RACK BASE

BENCHES  
1HP201A



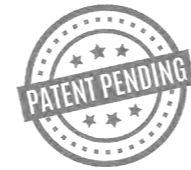
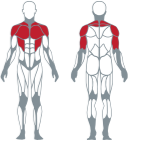
#### DIMENSIONS

W 80 cm H 50 cm  
L 140 cm Wt 70 kg



### POWER TOWER

BENCHES  
1HP233



THE FIRST AND THE ORIGINAL ON THE WORLDWIDE FITNESS MARKET

#### DIMENSIONS


W 155 cm H 185 cm  
L 170 cm Wt 180 kg

#### LOAD

Max 310 kg

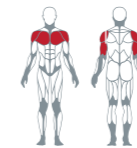
#### OPTIONAL

barbells



### OLYMPIC MULTI BENCH

BENCHES  
1HP206



#### DIMENSIONS


W 155 cm H 130 cm  
L 190 cm Wt 150 kg

#### LOAD

Max 310 kg

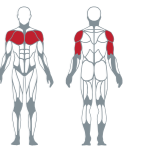
#### OPTIONAL

barbells



### SUPER OLYMPIC FLAT BENCH

BENCHES  
1HP203



#### DIMENSIONS


W 155 cm H 130 cm  
L 180 cm Wt 120 kg

#### LOAD

Max 310 kg

#### OPTIONAL

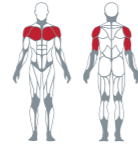
barbells





### OLYMPIC FLAT BENCH

BENCHES  
1HP203B

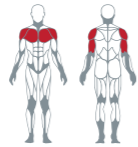


DIMENSIONS		LOAD	OPTIONAL
W 155 cm	H 130 cm	Max 310 kg	barbells
L 170 cm	Wt 70 kg		



### OLYMPIC INCLINED BENCH

BENCHES  
1HP205B

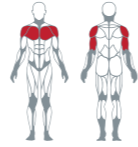


DIMENSIONS		LOAD	OPTIONAL
W 155 cm	H 165 cm	Max 310 kg	barbells
L 165 cm	Wt 110 kg		



### SUPER OLYMPIC INCLINED BENCH


BENCHES  
1HP205



**THE FIRST AND THE ORIGINAL**  
ON THE WORLDWIDE FITNESS MARKET

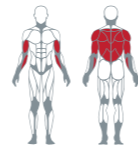


DIMENSIONS		LOAD	OPTIONAL
W 155 cm	H 170 cm	Max 310 kg	barbells
L 180 cm	Wt 165 kg		



### MULTIMOTION BENCH

BENCHES  
1HP217

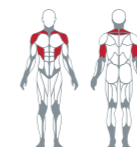


DIMENSIONS		LOAD	OPTIONAL
W 130 cm	H 110 cm	Max 400 kg	barbells
L 115 cm	Wt 105 kg		

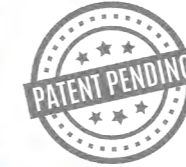


### SUPER OLYMPIC SHOULDER BENCH

BENCHES  
1HP207



**THE FIRST AND THE ORIGINAL**  
ON THE WORLDWIDE FITNESS MARKET

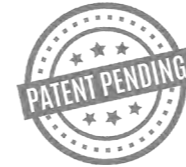
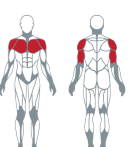


DIMENSIONS		LOAD	OPTIONAL
W 155 cm	H 185 cm	Max 310 kg	barbells
L 175 cm	Wt 150 kg		



### TRICEPS BENCH

BENCHES  
1HP214



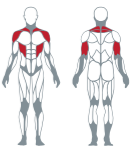
**THE FIRST AND THE ORIGINAL**  
ON THE WORLDWIDE FITNESS MARKET

DIMENSIONS		LOAD	OPTIONAL
W 130 cm	H 130 cm	Max 310 kg	barbells
L 220 cm	Wt 110 kg		



### OLYMPIC SHOULDER BENCH

BENCHES  
1HP207B



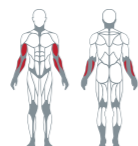
DIMENSIONS		LOAD	OPTIONAL
W 155 cm	H 185 cm	Max 310 kg	barbells
L 125 cm	Wt 100 kg		





### STANDING CURL BENCH

BENCHES  
1HP215

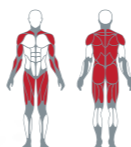


DIMENSIONS		LOAD		OPTIONAL
W	80 cm	H	110 cm	Max 220 kg barbells
L	110 cm	Wt	80 kg	




### POWER PLATFORM

BENCHES  
1HP232

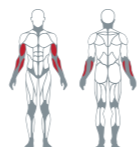


DIMENSIONS		LOAD		OPTIONAL
W	130 cm	H	130 cm	Max 400 kg barbells
L	130 cm	Wt	110 kg	



### ADJUSTABLE STANDING CURL BENCH

BENCHES  
1HP213




#### MAIN FEATURES

- Dual workout position: inclined and vertical
- Adjustable rotating system for selecting the workout level
- Gas assisted pedal height adjustment

THE FIRST AND  
**THE ORIGINAL**  
ON THE WORLDWIDE  
FITNESS MARKET



DIMENSIONS		LOAD		OPTIONAL
W	110 cm	H	120 cm	Max 220 kg barbells; additional weight holders
L	135 cm	Wt	130 kg	



**FREWEIGHT®**  
HIGH PERFORMANCE



# POWERLIFTING

Powerlifting 100% Made in Italy.  
La proposta Powerlifting Panatta rispetta la tradizione di solidità, robustezza e perfetta biomeccanica andando incontro alle esigenze degli atleti professionisti. Caratteristiche queste fondamentali per assicurare agli utenti di tutti i livelli sportivi la massima sicurezza durante l'allenamento.

Powerlifting 100% Made in Italy.  
Panatta Powerlifting respects traditional solidity, sturdiness and perfect biomechanics by meeting the needs of professional athletes. These are essential features to ensure the maximum safety when training to all the athletes of whatever sport level.

FR. Powerlifting 100% Made in Italy. La proposition Powerlifting Panatta respecte la tradition de solidité, de robustesse et de biomécanique parfaite, répondant aux besoins des athlètes professionnels. Ce sont des caractéristiques fondamentales pour assurer une sécurité maximale aux utilisateurs de tous niveaux.

ES. Powerlifting 100% Made in Italy. La propuesta Powerlifting Panatta respeta la tradición de solidez, robustez y perfecta biomecánica, respondiendo a las exigencias de los atletas profesionales. Características fundamentales para garantizar a los usuarios de todos los niveles deportivos la máxima seguridad durante el entrenamiento.

DE. Powerlifting 100% Made in Italy. Die Panatta Powerlifting Serie vereint extreme Robustheit und perfekte Biomechanik, indem es die Bedürfnisse der professionellen Athleten erfüllt. Dies sind wesentliche Merkmale, um die maximale Sicherheit beim Training für alle Athleten, egal auf welchem Trainingsniveau, zu gewährleisten.

RU. Powerlifting 100% «Сделано в Италии».  
Предложение Powerlifting от компании Panatta уважает традиции прочности, надежности и совершенной биомеханики, удовлетворяя потребности профессиональных спортсменов. Эти функции имеют фундаментальное значение для обеспечения максимальной безопасности пользователей всех уровней во время тренировок.

AR.

POWERLIFTING بارور للفتح 100: صنع في إيطاليا.  
يحتزم مشروع PANATTA POWERLIFTING تراث الصلابة والقوة والميكانيكا الحيوية المثالية، مما يلبي احتياجات الرياضيين المحترفين. وهذه الخصائص أساسية لضمان أقصى درجات الأمان للمستخدمين في جميع مستويات الرياضة أثناء التدريب.



Find more



### POWERLIFTING COMBO SQUAT RACK/BENCH


1PWL102

**MAIN FEATURES**

- It complies with IPF parameters;
- Barbell keepers adjustable in height and inclination with telescopic system;
- Frame of 4 mm steal thickness;
- Rear lifting levers;
- Height adjustable safety levers with telescopic system;
- Bench Press with integrated spotter platform to put on the rack with hooking/release system;



DIMENSIONS		LOAD		OPTIONAL
W	215 cm	Max	800 kg	Barbells
L	190 cm	H	120-188 cm	
		Wt	260 kg	




### POWERLIFTING SQUAT RACK


1PWL101

**MAIN FEATURES**

- It complies with IPF parameters;
- Barbells keepers adjustable in height and inclination with telescopic system;
- Frame of 4 mm steal thickness;
- Rear lifting levers;
- Height adjustable safety supports with telescopic system;



DIMENSIONS		LOAD		OPTIONAL
W	215 cm	Max	800 kg	Barbells
L	125 cm	H	120-188 cm	4GRPWL1 - adjustable safety holders
		Wt	160 kg	



### POWERLIFTING BENCH


1PWL103

**MAIN FEATURES**

- It complies with IPF parameters;
- Barbells keepers adjustable in height with telescopic system;
- Frame of 4 mm steal thickness;
- Rear lifting levers for height adjustment;
- Height adjustable safety supports with telescopic system;



DIMENSIONS		LOAD		OPTIONAL
W	130 cm	Max	800 kg	Barbells
L	160 cm	H	95-128 cm	
		Wt	165 kg	



### POWERLIFTING DISK RACK

1PWL201



DIMENSIONS		LOAD	
W	60 cm	Max	500 kg
L	145 cm	H	80 cm
		Wt	35 kg



### POWERLIFTING DOUBLE DEADLIFT JACK

1PWL401



DIMENSIONS		LOAD	
W	90 cm	H	95 cm
L	60 cm	Wt	18 kg



## POWERLIFTING MINI DEADLIFT JACK

1PWL402



### DIMENSIONS

W	13 cm	H	30 cm
L	55 cm	Wt	5 kg



## OLYMPIC PLATFORM FOR HALF RACK (3X3 M)

1PWL302

### MAIN FEATURES

- Compatible with 1FW534, 1HP234, 1HP234A



### DIMENSIONS


W	300 cm	H	3 cm
L	300 cm	Wt	160 kg

### OPTIONAL

The customer can request to have their own logo engraved on the wood

## POWERLIFTING PLATFORM (3X2,5 M)

1PWL301



### DIMENSIONS

W	300 cm	H	3 cm
L	250 cm	Wt	200 kg

### OPTIONAL

The customer can request to have their own logo engraved on the wood

## OLYMPIC PLATFORM (3X1 M)

1PWL303



### DIMENSIONS

W	300 cm	H	3 cm
L	100 cm	Wt	90 kg

### OPTIONAL

The customer can request to have their own logo engraved on the wood





***DYNAMIC  
FUNCTIONAL  
CAGE INDOOR  
AND OUTDOOR***

**DFC INDOOR**

**DFC 184 ELITE**

1DFC001\*



\* BARBELLS AND FUNCTIONAL ACCESSORIES NOT INCLUDED

**DIMENSIONS**

W 420 cm L 790 cm  
 H 410 cm Wt 1100 Kg  
 Surface 33 sqm  
 Delivery Disassembled  
 Suggested workout surface 60 sqm

**DFC WALL MOUNTED**

1DFC004\*



\* BARBELLS AND FUNCTIONAL ACCESSORIES NOT INCLUDED

**DIMENSIONS**

W 250 cm L 900 cm  
 H 410 cm Wt 620 Kg  
 Surface 22 sqm  
 Delivery Disassembled  
 Suggested workout surface 45 sqm

**DFC 136 EDGE**

1DFC002\*



\* BARBELLS AND FUNCTIONAL ACCESSORIES NOT INCLUDED

**DIMENSIONS**

W 310 cm L 790 cm  
 H 410 cm Wt 930 Kg  
 Surface 25 sqm  
 Delivery Disassembled  
 Suggested workout surface 50 sqm

**DFC POWER RACK WITH LAT/PULLEY**

1DFC5\*



**DIMENSIONS**

W 155 cm H 240 cm Std load 100 kg Delivery Disassembled  
 L 255 cm Wt 460 kg Max load 400 kg Optional Barbells

**DFC POWER RACK**

1DFC5A\*



**DIMENSIONS**

W 205 cm H 240 cm Std load 100 kg Delivery Disassembled  
 L 155 cm Wt 315 kg Max load 400 kg Optional Barbells, discs

**DFC 184 RIG**

1DFC003\*



\* BARBELLS AND FUNCTIONAL ACCESSORIES NOT INCLUDED

**DIMENSIONS**

W 420 cm L 800 cm  
 H 410 cm Wt 850 Kg  
 Surface 34 sqm  
 Delivery Disassembled  
 Suggested workout surface 60 sqm

**DFC POWER RACK WITH DUAL ADJUSTABLE PULLEY**

1DFC6\*



**DIMENSIONS**

W 155 cm H 240 cm Std load 100+100 kg Delivery Disassembled  
 L 255 cm Wt 460 kg Max load 400 kg Optional Barbells

**DFC SQUAT RACK**

1DFC7\*



**DIMENSIONS**

W 135 cm H 240 cm Delivery Disassembled  
 L 135 cm Wt 130 kg Max load 400 kg Optional Barbells

**DFC DUAL ADJUSTABLE PULLEY**

1DFC8

**DIMENSIONS**

W 135 cm H 240 cm Std load 100+100 kg Delivery Disassembled  
L 110 cm Wt 440 kg Ratio 1:4

**DFC BAR STORAGE**

1DFC005

**DIMENSIONS**

W 60 cm H 30 cm  
L 60 cm Wt 50 kg

**OPTIONAL**

Barbells

**CROSSFUNCTIONAL SLED**

1DFC11\*

**DIMENSIONS**

W 80 cm H 105 cm  
L 80 cm Wt 75 kg

**OPTIONAL**

Plates

**ACCESSORY RACK**

1DFC9\*

**DIMENSIONS**

W 150 cm H 120 cm  
L 40 cm Wt 70 kg

**OPTIONAL**

Accessories (Dumbbells/Plates, dumbbells, kettle bells etc.)

**WALL RACK**

1DFC10\*

**DIMENSIONS**

W 100 cm H 60 cm  
L 30 cm Wt 20 kg

**OPTIONAL**

Barbells, other accessories

**DFC INDOOR SMART****DFC GROUND**

1DFC006

**DIMENSIONS**

W 325 cm H 305 cm Surface 6,7 sqm Delivery Disassembled  
L 205 cm N. of users 6

**DFC TOWER**

1DFC008

**DIMENSIONS**

W 340 cm H 400 cm Surface 23 sqm Delivery Disassembled  
L 680 cm N. of users 19

**DFC WALL CLIMB**

1DFC010

**DIMENSIONS**

W 217 cm H 400 cm Surface 10 sqm Delivery Disassembled  
L 450 cm N. of users 10

**DFC CLIMB**

1DFC007

**DIMENSIONS**

W 390 cm H 400 cm Surface 15 sqm Delivery Disassembled  
L 385 cm N. of users 12

**DFC RACK WALL**

1DFC009

**DIMENSIONS**

W 175 cm H 250 cm Surface 2,3 sqm Delivery Disassembled  
L 132 cm N. of users 3

DISCOVER MORE  
ON OUR WEBSITEDISCOVER MORE  
ON OUR WEBSITE

**DFC OUTDOOR**

**DFC 316 OUTDOOR SQUARE**

1CC001



**DIMENSIONS**

W 199 cm H 256 cm Surface 6,3 sqm Training space 20 sqm  
L 316 cm Wt 180 kg N. of users 6 Delivery Disassembled

**DFC 300 OUTDOOR CLIMB**

1CC002\*



**DIMENSIONS**

W 170 cm H 416 cm Surface 5,1 sqm Training space 18,5 sqm  
L 300 cm Wt 178 kg N. of users 5 Delivery Disassembled

**DFC 487 OUTDOOR CROSSBRIDGE**

1CC005



**DIMENSIONS**

W 216 cm H 305 cm Surface 10,5 sqm Training space 25 sqm  
L 487 cm Wt 268 kg N. of users 7 Delivery Disassembled

**DFC 125 OUTDOOR WALL**

1CC003\*



**DIMENSIONS**

W 116 cm H 256 cm Surface 1,5 sqm Training space 5 sqm  
L 125 cm Wt 66 kg N. of users 3 Delivery Disassembled

**DFC 556 OUTDOOR POWER**

1CC004\*



**DIMENSIONS**

W 422 cm H 256 cm Surface 23,5 sqm Training space 46,5 sqm  
L 556 cm Wt 345 kg N. of users 12 Delivery Disassembled

**DFC 553 OUTDOOR CROSSBAR**

1CC006



**DIMENSIONS**

W 376 cm H 305 cm Surface 21 sqm Training space 43,5 sqm  
L 553 cm Wt 378 kg N. of users 13 Delivery Disassembled

**DFC 862 OUTDOOR BRIDGE**

1CC007\*



**DIMENSIONS**

W 426 cm H 320 cm Surface 36,5 sqm Training space 65,5 sqm  
L 862 cm Wt 442 kg N. of users 16 Delivery Disassembled

**DFC 812 OUTDOOR RIG**

1CC009\*

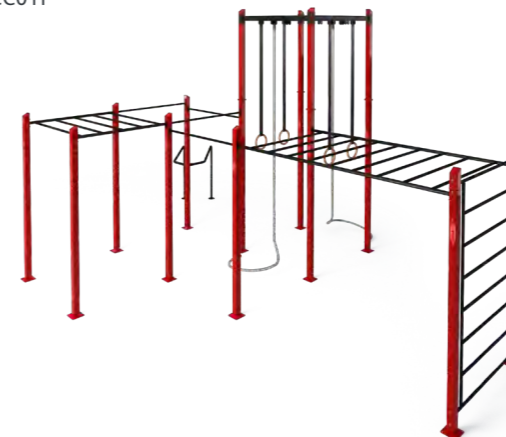


**DIMENSIONS**

W 710 cm H 320 cm Surface 57,5 sqm Training space 90 sqm  
L 812 cm Wt 809 kg N. of users 30 Delivery Disassembled

**DFC 776 OUTDOOR CLIMB TOWER**

1CC011\*



**DIMENSIONS**

W 476 cm H 416 cm Surface 37,5 sqm Training space 66,5 sqm  
L 776 cm Wt 522 kg N. of users 15 Delivery Disassembled

**DFC 601 OUTDOOR POWER SQUARE**

1CC008



**DIMENSIONS**

W 579 cm H 320 cm Surface 35 sqm Training space 62,5 sqm  
L 601 cm Wt 522 kg N. of users 17 Delivery Disassembled

**DFC 615 OUTDOOR CORNER**

1CC010\*



**DIMENSIONS**

W 526 cm H 416 cm Surface 32 sqm Training space 59 sqm  
L 615 cm Wt 450 kg N. of users 14 Delivery Disassembled

**FIXED ADJUSTMENT SYSTEM**

HEIGHT ADJUSTMENTS



DISCOVER MORE ON OUR WEBSITE



# INSIDE FUNCTIONAL

Inside nasce con l'obiettivo di consentire all'utente e al trainer la più vasta gamma di esercizi possibile nei più diversi campi di applicazione: functional, isotonic tradizionale, preparazione atletica, riabilitazione, posturale. L'estrema versatilità e le innumerevoli funzionalità dell'attrezzo ne fanno inoltre strumento ideale per l'attività del Personal Trainer che sarà così in grado di offrire al cliente workout sempre nuovi e sempre più stimolanti.

Inside was created with the goal of allowing the user and the trainer the widest possible range of exercises in various fields of application: functional, traditional isotonic, athletic training, rehabilitation, postural. The versatility and the many features of the tool also make it ideal for the activity of the Personal Trainer who will then be able to offer customers new workout ever and increasingly challenging.

FR. Inside a été conçue dans le but d'assurer à l'utilisateur et au coach le plus large éventail possible d'exercices dans divers domaines d'application : fonctionnel, musculation, préparation physique, réhabilitation, exercices posturaux. La polyvalence et les nombreuses fonctionnalités de l'appareil rendent cette machine idéale pour l'activité du coach, en proposant aux utilisateurs des entraînements différents et stimulants.

ES. Inside se fundó con el objetivo de permitir al usuario y al entrenador el mayor número posible de ejercicios en diversos campos de aplicación: funcional, isotónico tradicional, preparación atlética, rehabilitación, postural. La extrema versatilidad y las innumerables funcionalidades de la máquina, la convierten e dun instrumento ideal para la actividad del entrenador personal, el cual será capaz de aprees a los clientes un workout siempre nuevo y cada vez más estimulante.

DE. Die Panatta Inside wurde entwickelt mit dem Ziel, dem Benutzer und dem Trainer die größtmögliche Palette an Übungen in den unterschiedlichsten Anwendungsbereichen zu ermöglichen: Funktionales, klassisches Training sowie im Bereich der Sport- Rehabilitation. Die extreme Vielseitigkeit und die unzähligen Funktionen machen dieses Gerät zum idealen Begleiter eines Personal Trainers, der so seinen Kunden stets neue und immer motivierende Workouts bieten kann.

RU. Inside был создан с целью предоставить возможность, как пользователю, так и тренеру выполнять широкий спектр упражнений в зависимости от потребностей: функциональной, традиционно силовой, спортивной тренировки, реабилитации, коррекции осанки. Универсальность и многие другие особенности этого тренажера делают его идеальным для персональных тренеров, которые смогут предложить клиентам новые упражнения со все более разнообразными задачами.

AR.

موضوعه بهدف السماح للمستخدم والمدرّب على أوسع نطاق ممكن من التدرّيات في مختلف مجالات التطبيق: فعالة، قوة تقليدية، والإعداد الرياضي، وإعادة التأهيل، الوضعي، الإمكانيات والفعاليات المتعددة للجهاز يجعله مثالي لأنشطة المدرّب الشخصي الذي بدوره سيقدّم للزبون تمارين جديدة و منشطة.



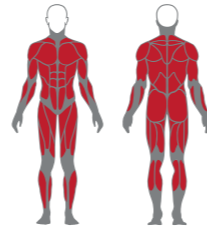
Find more

**INSIDE**  
YOUR FUNCTIONAL FREEDOM




# INSIDE

- 11N101 INSIDE
- 11N201 INSIDE - PULL BENCH
- 11N202 INSIDE - PUSH BENCH
- 11N203 INSIDE - STEP
- 11N301 INSIDE - RACK



## INSIDE YOUR TRAINING

THE RIGHT TRAINING FOR EVERYONE



- 1 / FUNCTIONAL
- 2 / STRENGTH
- 3 / SPORT
- 4 / REHAB
- 5 / POSTURAL

## INSIDE YOUR FREEDOM

FREE TO CHOOSE HOW TO WORKOUT



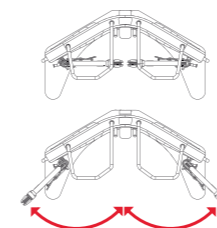
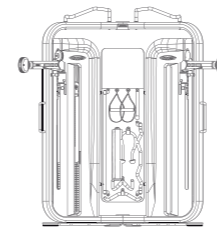
- 1 / SINGLE
- 2 / DOUBLE
- 3 / SMALL GROUP
- 4 / CIRCUIT

## INSIDE YOUR SPACE

MAXIMUM IN MINIMUM SPACE

### 3 SOLUTIONS IN 1

- + dual adjustable pulley
- + cable crossover
- + single cable machines



### 3 EXTERNAL TOOLS



- |                      |                |                      |
|----------------------|----------------|----------------------|
| Pull bench<br>11N201 | Step<br>11N203 | Push bench<br>11N202 |
|----------------------|----------------|----------------------|

### FULL OPTIONAL WALL

- |                          |         |
|--------------------------|---------|
| ▶ 2 combo dual handgrips | 2CZ1603 |
| ▶ swing bar              | 2CZ1604 |
| ▶ waist belt             | 2CZ1605 |
| ▶ curl bar               | 2CZ1606 |
| ▶ straight bar           | 2CZ1607 |
| ▶ triceps rope           | 2CZ1434 |
| ▶ multi-exercise bar     | 2CZ1609 |
| ▶ triceps pressdown bar  | 2CZ1622 |

<b>DIMENSIONS</b>	<b>LOAD</b>	<b>CABLE LENGTH 4 M</b>	<b>EASY STEP</b>
W 95 cm    H 230 cm	Std 120 kg	1:4 RATIO	2 DOCKS FOR SUSPENSION TRAINING ACCESSORIES
L 175 cm    Wt 610 kg	Opt 150 kg	COMBO DUAL HANDGRIPS	

# DUAL ADJUSTABLE PULLEY

Attrezzo versatile e di facile uso consente di eseguire vari tipi di allenamento: functional training, preparazione atletica, riabilitazione e ginnastica posturale. Grazie alle regolazioni in altezza ed allo snodo free motion 360° si adatta a qualsiasi tipologia di utente.

Versatile and easy equipment, allows the user to perform various types of exercise: functional training, athletic training, rehabilitation and postural training. Thanks to the height adjustments and to the free motion joint 360° the equipment fits to any type of user.

FR. Machine polyvalente et facile à utiliser permettant d'exécuter différents types d'entraînements : fonctionnels, préparation physique, rééducation et gymnastique posturale. Grâce aux réglages en hauteur et à la rotation free motion 360° de la poulie, la machine s'adapte à tout type d'utilisateur.

ES. Máquina versátil y de utilizzo sencillo que permite ejecutar varios ejercicios de entrenamiento: functional training, preparación atlética, rehabilitación y gimnástica postural. Gracias a los ajustes en altura y a la junta free motion 360° se adapta a toda tipología de usuario.

DE. Ein vielseitiges und leicht einsetzbares Trainingsgerät. Damit lassen sich fachspezifisches Training, athletische Vorbereitung und für die Rehabilitation viele weiteren Übungen ausführen. Dank der optimalen Einstellmöglichkeiten in seiner Höhe und deren beweglichen Arme passt sich das Gerät zu 360° an sämtliche Bedürfnisse der Benutzer an.

RU. Универсальный тренажёр, простой в использовании, позволяющий выполнять различные виды тренировок: функциональный фитнес-тренинг, спортивные тренировки, восстановительная и постуральная гимнастика. Благодаря регулировке по высоте и шарниру, свободно вращающемуся на 360°, он легко подстраивается под любого пользователя.

AR.

جهاز متنوع وسهل الاستخدام يسمح بالقيام بمختلف أنواع التمارين: تدريب عملي، إعداد رياضي، إعادة تأهيل ورياضة بدنية. بفضل عناصر الضبط للارتفاع والحركة الخالية من المفصلات على 360 درجة فهو يناسب أي نوع من المستخدمين.

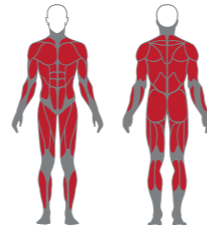


Find more



# DUAL ADJUSTABLE PULLEY

1FE123 FULL VERSION  
1FE122 SMART VERSION



FULL VERSION

SMART VERSION

## BIOMECHANICS

VERSATILE AND EASY EQUIPMENT



WALL - SMART VERSION



JOINT FREE MOTION 360°



DYNAMIC REGULATION SYSTEM

## MORE THAN 200 EXERCISES

VARIOUS TYPES OF TRAINING



1 / UPPER



2 / LOWER



3 / CORE



4 / SPORT

## FULL VERSIONS

FULL OPTIONAL WALL

### DESCRIPTIVE TABLE

+ 16 movements



### 8 ACCESSORIES

- ▶ 2 combo dual handgrips 2CZ1603
- ▶ swing bar 2CZ1604
- ▶ waist bar 2CZ1605
- ▶ curl bar 2CZ1606
- ▶ straight bar 2CZ1607
- ▶ triceps rope 2CZ1434
- ▶ multi-exercise bar 2CZ1609
- ▶ triceps pressdown bar 2CZ1622



#### DIMENSIONS (machine)

W 150 cm H 235 cm  
L 120 cm Wt 400 kg

#### 2 INDEPENDENT WEIGHT COLUMNS

Std single column 100 kg - total 200 kg  
Opt single column 120 kg - total 240 kg

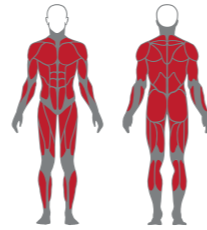
#### SPECIFICATION

Cable Length 4m  
Ratio 1:4



# DUAL ADJUSTABLE PULLEY SPECIAL

1FE122SR



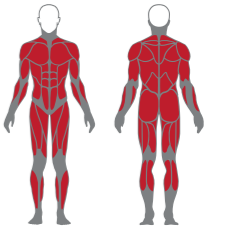


DIMENSIONS (machine)		2 INDEPENDENT WEIGHT COLUMNS		SPECIFICATION	
W	135 cm	H	230 cm	Std	100 kg
L	190 cm	Wt	425 kg	Opt	120 kg

Cable Length	4m
Ratio	1:4

# DUAL ADJUSTABLE PULLEY PT

1HF001



DIMENSIONS (machine)		2 INDEPENDENT WEIGHT COLUMNS		STANDARD ACCESSORIES	
W	180 cm	H	235 cm	Std	100+100 kg
L	55 cm	Wt	360 kg	Ratio	1:4
				Cable Length	4 m

2 Combo dual handgrips
------------------------

OPTIONAL
Shipment with disassembled machine (or) with machine in a box

# GROUP ACTIVITIES

Panatta protagonista della nuova tendenza del group training: WALKING, PILATES REFORMER e INDOOR CYCLING. Soluzioni professionali, stabili e dal design moderno, nate dall'esperienza Panatta. Tecnologie progettate per garantire fluidità di movimento, massima sicurezza e performance, replicando in modo naturale camminata, controllo e spinta in ogni sessione.

Panatta takes center stage in the new group training trend: WALKING, PILATES REFORMER and INDOOR CYCLING. Professional solutions, stable and featuring a modern design, born from Panatta's experience. Technologies designed to ensure smooth movement, maximum safety and performance, naturally replicating walking, control and drive in every session.

FR. Panatta est au cœur de la nouvelle tendance du training en groupe : WALKING, PILATES REFORMER et INDOOR CYCLING. Des solutions professionnelles, stables et au design moderne, issues de l'expérience Panatta. Des technologies conçues pour garantir fluidité de mouvement, sécurité maximale et performance, en reproduisant naturellement la marche, le contrôle et la poussée à chaque séance.

ES. Panatta es protagonista de la nueva tendencia del entrenamiento en grupo: WALKING, PILATES REFORMER e INDOOR CYCLING. Soluciones profesionales, estables y con un diseño moderno, nacidas de la experiencia Panatta. Tecnologías diseñadas para garantizar fluidez de movimiento, máxima seguridad y rendimiento, reproduciendo de forma natural la caminata, el control y el impulso en cada sesión.

DE. Panatta ist Vorreiter des neuen Trends im Gruppentraining: WALKING, PILATES REFORMER und INDOOR CYCLING. Professionelle, stabile Lösungen mit modernem Design, entstanden aus der Erfahrung von Panatta. Technologien, die entwickelt wurden, um fließende Bewegungen, maximale Sicherheit und Leistung zu gewährleisten und Gehen, Kontrolle und Antrieb in jeder Einheit natürlich zu reproduzieren.

RU. Panatta — лидер нового тренда групповых тренировок: WALKING, PILATES REFORMER и INDOOR CYCLING. Профессиональные, устойчивые решения с современным дизайном, созданные на основе опыта Panatta. Технологии, разработанные для обеспечения плавности движений, максимальной безопасности и эффективности, естественно воспроизводя ходьбу, контроль и движение в каждой тренировке.

AR.

يعد جهاز الياي ريدتال تاجوت شحاً رديتت Panatta  
WALKING وPILATES REFORMER وINDOOR CYCLING.  
قربخ نم ةعبان، يرص ع ميمصتب قرقستب ةيفارتح لول  
يصقواو، تكرر حل ةسالس نامضل دممصم تاي نقت  
Panatta. مكحتل او يشملل ةيحيبب ةكاحم عم، اءال او نامال تاجرد  
ةيبي ردت قصح لك يف عفدل او



YANA SMITH KUZNETSOVA  
TOP 10 MISS OLYMPIA,  
2X ARNOLD CLASSIC EUROPE,  
19X IFBB ELITE PRO CHAMPION

# RACE WALKER

1CF60



RESISTANCE ADJUSTMENT



ADJUSTMENTS



SPACE-SAVING



# RACE WALKER SPECIAL

1CF61



SMARTPHONE SUPPORT



ADJUSTMENTS



SPACE-SAVING



DIMENSIONS (closed)				DIMENSIONS (open)				MACHINE WEIGHT	
W	81 cm	H	150 cm	W	81 cm	H	150 cm	TREADMILL SURFACE (LxW)	42x128 cm
L	63 cm	Wt	93 kg	L	150 cm	Wt	93 kg	AVAILABLE COLORS	See Atelier section

DIMENSIONS (closed)				DIMENSIONS (open)				MACHINE WEIGHT	
W	70 cm	H	155 cm	W	70 cm	H	145 cm	TREADMILL SURFACE (LxW)	42x128 cm
L	65 cm	Wt	90 kg	L	155 cm	Wt	90 kg	AVAILABLE COLORS	See Atelier section

# STARBIKE EVOLUTION MAGNETIC

POWERED BY PANATTA

1CF12



ADJUSTMENTS

VC-1 CONSOLE  
(OPTIONAL)

Dimensions (LxWxH)	120X60x110 cm	Braking system	Magnetic	Fly Wheel	Cast Iron with Alloy outer ring, 14 kgs fixed wheel w/ Cr-Mo ultra-strong axle and SKF 6004 bearings
Machine Weight	50 kg	VC-1 Console	Optional	Pedal	WPD E-003 double sided pedals with seal bearing 9/16" axle body, toe clip and strap
Bottle cage	2	Belt	HI-Quality Hutchinson belt 5PK	Bearings	HI-Quality SKF® ball bearings
Transport wheel	2	Manual	Yes	Braking device	Dual functions design of magnetic device for resistant force, resistance/braking controlled by knob (8 full revolutions)
Box Size / Weight	110 x 25 x 97cm – 56 kg				

# STARBIKE EVOLUTION MAGNETIC PRO

POWERED BY PANATTA

1CF13

ADJUSTMENT DEVICES WITH  
A GRADUATED SCALE16 RESISTANCE CONTROL  
LEVERSVC-2B CONSOLE WITH  
BLUETOOTH MODULE

Dimensions (LxWxH)	140X60x110 cm	Braking system	Magnetic	Fly Wheel	Cast Iron with Alloy outer ring, 14 kgs fixed wheel w/ Cr-Mo ultra-strong axle and SKF 6004 bearings
Machine Weight	60 kg	Display	VC-2B Display with Bluetooth module	Pedal	WPD E-003 double sided pedals with seal bearing 9/16" axle alloy body, toe clip and strap
Bottle cage	2	Belt	HI-Quality Hutchinson belt 5PK	Bearings	HI-Quality SKF® ball bearings
Transport wheel	2	Manual	Yes	Braking device	Dual functions design with magnetic system, 16 control lever resistance force stage with integrated braking function
Box Size / Weight	124 x 26 x 106cm – 67 kg				

**REFORMER ARIA**

2RA001

- ▶ 2RA002 Piedini - feet | h 30 cm
- ▶ 2RA003 Piedini - feet | h 45 cm
- ▶ 2RA004 Tower + Mat Converter
- ▶ 2RA005 Jump Board
- ▶ 2RA006 Box | depth 40 cm - thickness 3 CM

**DIMENSIONS**

W	50/60 cm	H	15 cm
L	210/230 cm	Wt	27/29 kg

**MATERIAL**

Beech wood, stainless steel, anodised aluminium, fireproof, stainresistant and antibacterial eco-leather

**REFORMER MATERIA**

2RM001

- ▶ 2RM002 Piedini - feet | h 45 cm
- ▶ 2RM003 Piedini - feet | h 60 cm
- ▶ 2RM004 Tower + Mat Converter
- ▶ 2RM005 Jump Board
- ▶ 2RM006 Box | depth 40 cm - thickness 3 CM
- ▶ 2RM007 Cadillac

**DIMENSIONS**

W	70 cm	H	30/45/60 cm
L	235 cm	Wt	70 kg

**MATERIAL**

Solid beech wood, stainless steel, delrin, anodised aluminium, fireproof, stain-resistant and antibacterial eco-leather.

**REFORMER PRIMA**

2RP001

- ▶ 2RP002 Piedini - feet | h 45 cm
- ▶ 2RP003 Piedini - feet | h 60 cm
- ▶ 2RP004 Tower + Mat Converter
- ▶ 2RP005 Jump Board
- ▶ 2RP006 Box | depth 40 cm - thickness 3 CM
- ▶ 2RP007 Cadillac

**DIMENSIONS**

W	77 cm	H	30 cm
L	235 cm	Wt	>80 kg

**MATERIAL**

Solid beech wood, stainless steel, Delrin, anodised aluminium, fireproof eco-leather, stain-resistant and antibacterial

**COMBO REFORMER | CHAIR UNICUM**

2RU001

- ▶ 2RU004 Tower + Mat Converter
- ▶ 2RU005 Cadillac
- ▶ 2RU006 Jump Board
- ▶ 2RU007 Box | depth 40 cm - thickness 3 CM

**DIMENSIONS**

W	77 cm	H	60 cm
L	235 cm	Wt	>93 kg

**MATERIAL**

Solid beech wood, stainless steel, Delrin, anodised aluminium, fireproof eco-leather, stain-resistant and antibacterial





**OTHER CATEGORIES**

**ACCESSORIES**

**LAT MACHINE BAR**

Chromed version  
2CZ1435



**DIMENSIONS**

L 120 cm  
Wt 5,2 kg

**LAT MACHINE BAR**

Rubberized version  
2CZ1611



**DIMENSIONS**

L 130 cm  
Wt 3,3 kg

**TRAZY BAR**

Chromed version  
2CZ1433



**DIMENSIONS**

L 72 cm  
Wt 4,7 kg

**TRAZY BAR**

Rubberized version  
2CZ1616



**DIMENSIONS**

L 72 cm  
Wt 2,4 kg

**REVOLVING CURL BAR**

Chromed version  
2CZ1438



**DIMENSIONS**

L 73 cm  
Wt 3,3 kg

**REVOLVING CURL BAR**

Rubberized version  
2CZ1613



**DIMENSIONS**

L 73 cm  
Wt 1,7 kg

**STRAIGHT ROTATING TRICEPS BAR**

Chromed version  
1BC96



**DIMENSIONS**

L 50 cm  
Wt 2,4 kg

**STRAIGHT ROTATING TRICEPS BAR**

Rubberized version  
2CZ1614



**DIMENSIONS**

L 120 cm  
Wt 1,3 kg

**TRICEPS PRESSDOWN BAR**

Chromed version  
2CZ1436



**DIMENSIONS**

L 72 cm  
Wt 4,7 kg

**ACCESSORIES**



**TRICEPS PRESSDOWN BAR**

Rubberized version  
2CZ1623



**DIMENSIONS**  
L 72 cm  
Wt 4,7 kg

**TRICEPS ROPE**

2CZ1434



**DIMENSIONS**  
L 65 cm  
Wt 0,5 kg

**MULTI-EXERCISE BAR**

RUBBERIZED VERSION  
1BC92



**DIMENSIONS**  
L 32 cm  
Wt 1,4 kg

**COMPLETE HANDLE**

7FA02131



**DIMENSIONS**  
L 23 cm  
Wt 0,3 kg

**2 COMBO DUAL HANDGRIPS**

2CZ1603



**DIMENSIONS**  
L 30 cm  
Wt 0,3 kg

**WOMAN TRAINING BARBELL**

1BC41



**DIMENSIONS**  
ø 50 mm Wt 15 Kg  
L 201 cm

**TRAINING BARBELL | 150 CM**

1BC65



**DIMENSIONS**  
ø 50 mm Wt 12 Kg  
L 150 cm

**TRAINING BARBELL | 200 CM**

1BC67



**DIMENSIONS**  
ø 50 mm Wt 17 Kg  
L 200 cm

**TRAINING BARBELL | 220 CM**

1BC68



**DIMENSIONS**  
ø 50 mm Wt 20 Kg  
L 220 cm

**ACCESSORIES**



**WOMAN WEIGHTLIFTING COMPETITION BARBELL**

1BC42



**DIMENSIONS**  
ø 50 mm Wt 15 Kg  
L 201 cm

**MAN WEIGHTLIFTING COMPETITION BARBELL**

1BC69



**DIMENSIONS**  
ø 50 mm Wt 20 Kg  
L 220 cm

**POWERLIFTING COMPETITION BARBELL**

1BC70



**DIMENSIONS**  
ø 50 mm Wt 20 Kg  
L 220 cm

**CURL BAR**

1BC74



**DIMENSIONS**  
ø 25/50 mm Dx 81 cm  
L 120 cm Wt 7/9 Kg

**TRAP BAR**


1BC76



**DIMENSIONS**      **LOAD**  
W 68 cm H 32 cm Max 200 kg  
L 135 cm Wt 35 kg

**CALIBRATED COMPETITION COLLARS**

2CZ1950



**DIMENSIONS**  
ø 50 mm Wt 2,5 Kg  
LxW 94x125 mm

**CLAMP COLLARS**



**DIAMETER**  
2CZ1901 50 mm  
2CZ1911 25 mm

**PRE - LOADED BARBELLS BASE (KG/LB)**

1PBB10 - 1PBB50



**AVAILABLE VERSIONS**  
• 1PBB10-1PBB18 10-18 KG with 2 kg increases  
• 1PBB20-1PBB50 20-50 KG with 5 kg increases  
• Unit of measure: Kg/Lb

**PRE - LOADED BARBELLS FULL (KG/LB)**

1PBF10-1PBF50



**AVAILABLE VERSIONS**  
• 1PBF10-1PBF18 10-18 KG with 2 kg increases  
• 1PBF20-1PBF50 20-50 KG with 5 kg increases  
• Full version high resistance cover (internal and external): red, graphite  
• Unit of measure: Kg/Lb

## ACCESSORIES

### PRE - LOADED CURL BARBELLS BASE (KG/LB)

1PCBB10 - 1PCBB18



#### AVAILABLE VERSIONS

- 1PBB10-1PBB18 10-18 KG with 2 kg increases
- 1PBB20-1PBB50 20-50 KG with 5 kg increases
- Unit of measure: Kg/Lb

### PRE - LOADED CURL BARBELLS FULL (KG/LB)

1PCBF10 - 1PCBF18



#### AVAILABLE VERSIONS

- 1PBF10-1PBF18 10-18 KG with 2 kg increases
- 1PBF20-1PBF50 20-50 KG with 5 kg increases
- Full version high resistance cover (internal and external): red, graphite
- Unit of measure: Kg/Lb

### DUMBBELLS FULL (KG/LB)

1MF4 - 1MF60



#### AVAILABLE VERSIONS

- 4-60 kg rubberised version with 2 kg increases (1MF4-1MF60)
- Ergonomic handle with independent rotation of 360°
- Weight tolerance: +/- 5%
- Unit of measure: Kg/Lb


### HEXAGONAL DUMBBELLS



2CZ200025	2 kg	2CZ200275	27,5 kg
2CZ20005	5 kg	2CZ20030	30 kg
2CZ200075	7 kg	2CZ200325	32,5 kg
2CZ20010	10 kg	2CZ20035	35 kg
2CZ200125	12,5 kg	2CZ200375	37,5 kg
2CZ20015	15 kg	2CZ20040	40 kg
2CZ200175	17,5 kg	2CZ200425	42,5 kg
2CZ20020	20 kg	2CZ20045	45 kg
2CZ200225	22,5 kg	2CZ200475	47,5 kg
2CZ20025	25 kg	2CZ20050	50 kg

### FREE DUMBBELLS BAR

1BC75



#### DIMENSIONS

Ø 25/50 mm Dx 13/11,5 cm  
L 36/50 cm Wt 4/5 Kg

### BARBELL RACK - FIT EVO

1FE253



#### DIMENSIONS

W 85 cm H 150 cm  
L 85 cm Wt 50 kg

### DUMBBELLS BASE (KG/LB)

1MB4 - 1MB60



#### AVAILABLE VERSIONS

- 4-60 kg rubberised version with 2 kg increases (1MB4-1MB60)
- Ergonomic handle with independent rotation of 360°
- Weight tolerance: +/- 5%
- Unit of measure: Kg/Lb

### DUMBBELL BASE STRONG

1MBF60 - 1MBF100



#### AVAILABLE VERSIONS

- The dumbbells base strong start from 60 kg up to 100 kg (with increases of 2,5 kg)
- Unit of measure: Kg/Lb
- Weight tolerance: +/- 5%

### BARBELL RACK DOUBLE SIDED - FIT EVO

1FE254



#### DIMENSIONS

W 85 cm H 175 cm  
L 120 cm Wt 80 kg

### BARBELL RACK - SEC

1SC253



#### DIMENSIONS

W 75 cm H 135 cm  
L 55 cm Wt 45 kg

### ACCESSORY RACK

1FE256



#### DIMENSIONS

W 60 cm H 105 cm  
L 80 cm Wt 40 kg

### URETHANE DUMBBELLS (KG/LB)

1RD025 - 1RD70



#### AVAILABLE VERSIONS

- The dumbbells in urethane start from 2,5 kg up to 50 kg (with increases of 2,5 kg)
- Unit of measure: Kg/Lb
- Weight tolerance: +/- 5%

### HARD CHROMED DUMBBELL (KG/LB)

2CZ21001 - 2CZ21010



2CZ21001	1 kg	2CZ21006	6 kg
2CZ21002	2 kg	2CZ21007	7 kg
2CZ21003	3 kg	2CZ21008	8 kg
2CZ21004	4 kg	2CZ21009	9 kg
2CZ21005	5 kg	2CZ21010	10 Kg

### CHROMED DUMBBELLS (KG/LB)

1DM2 - 1DM3



#### AVAILABLE VERSIONS

- Chromed dumbbell 2 kg (1DM2)
- Chromed dumbbell 3 kg (1DM3)
- Unit of measure: Kg/Lb

### DUMBBELL RACK 110 CM RUBBERIZED

1FE251



#### DIMENSIONS

W 120 cm H 80 cm  
L 90 cm Wt 75 kg

### DUMBBELL RACK ONE LEVEL 220 CM RUBBERIZED

1FE258



#### DIMENSIONS

W 220 cm H 55 cm  
L 70 cm Wt 65 kg

### DUMBBELL RACK 220 CM RUBBERIZED

1FE250



#### DIMENSIONS

W 225 cm H 80 cm  
L 90 cm Wt 115 kg

**ACCESSORIES**

**TRIPLE LEVEL DUMBBELL RACK 220CM RUBBERIZED**

1FE255



**DIMENSIONS**

W 225 cm H 110 cm  
L 90 cm Wt 140 kg

**TRIPLE LEVEL DUMBBELL RACK 110 CM**

1FE257



**DIMENSIONS**

W 125 cm H 110 cm  
L 90 cm Wt 100 kg

**VERTICAL DUMBBELL RACK**

1AB310




**DIMENSIONS**

W 60 cm H 110 cm  
L 45 cm Wt 30 kg

**ACCESSORIES**

**POWERLIFTING PRO PLATE**



1PLP0025	0,25 kg	1PLP10	10 kg
1PLP005	0,5 kg	1PLP15	15 kg
1PLP0125	1,25 kg	1PLP20	20 kg
1PLP025	2,5 kg	1PLP25	25 kg
1PLP05	5 kg		

**MICROLOADS**



2CZ10005	0,5 kg	2CZ10015	1,5 kg
2CZ1001	1 kg	2CZ1002	2 kg

**COMPETITION BUMPER**



2CZ3005	5 kg	2CZ3020	20 kg
2CZ3010	10 kg	2CZ3025	25 kg
2CZ3015	15 kg		

**DUMBBELL RACK - SEC**

1SC248



**DIMENSIONS**

W 230 cm H 80 cm  
L 65 cm Wt 115 kg

1SC249



**DIMENSIONS**

W 115 cm H 80 cm  
L 65 cm Wt 40 kg

**DISK RACK - FIT EVO**

1FE252



**DIMENSIONS**

W 65 cm H 90 cm  
L 95 cm Wt 25 kg

**PANATTA BLACK BUMPER**



2CZ4005	5 kg	2CZ4020	20 kg
2CZ4010	10 kg	2CZ4025	25 kg
2CZ4015	15 kg		

**SLAM BALL**



2CZ6003	3 kg	2CZ6012	12 kg
2CZ6005	5 kg	2CZ6015	15 kg
2CZ6007	7 kg	2CZ6018	18 kg
2CZ6009	9 kg	2CZ6020	20 kg

**MED BALL**



2CZ7002	2 kg	2CZ7007	7 kg
2CZ7003	3 kg	2CZ7008	8 kg
2CZ7004	4 kg	2CZ7009	9 kg
2CZ7005	5 kg		
2CZ7006	6 kg		

**DISK RACK - SEC**

1SC252



**DIMENSIONS**

W 70 cm H 115 cm  
L 80 cm Wt 40 kg

**WEIGHT PLATES (KG/LB)**

1DG1 - 1DGi25  
1DN1 - 1DNi25



**AVAILABLE VERSIONS**

- Rubberised (1DG1:1DGi25) and not rubberised (1DN1:1DNi25) versions.
- 51 mm diam. 1, 2, 2.5, 5, 10, 15, 20 and 25 kg versions;
- Practical handgrips for plates above 10 kg.
- Weight tolerance: +/- 5%

**WALL BALL**



2CZ5004	4 kg	2CZ5008	8 kg
2CZ5006	6 kg	2CZ5010	10 kg

**CAST IRON KETTLEBELL**



2CZ17004	4 kg	2CZ17020	20 kg
2CZ17006	6 kg	2CZ17024	24 kg
2CZ17008	8 kg	2CZ17028	28 kg
2CZ17012	12 kg	2CZ17032	32 kg
2CZ17016	16 kg		

**COMPETITION KETTLEBELL**



2CZ18006	6 kg	2CZ18020	20 kg
2CZ18008	8 kg	2CZ18024	24 kg
2CZ18010	10 kg	2CZ18028	28 kg
2CZ18012	12 kg	2CZ18032	32 kg
2CZ18016	16 kg		



**ACCESSORIES**

**BATTLE ROPE**

2CZ1905



**SKIP ROPE**

2CZ1907




**CLIMBING ROPE**

2CZ1904



**SET LATEX BAND**

2CZ1908



**PUNCHING BAG**

2CZ1909



**PLYO BOX**

2CZ1910



**DIMENSIONS**

W 51 cm H 61 cm  
L 76 cm

**RINGS**

2CZ1900




**ANKLET STRAP FOR CABLES**

2CZ1621



**SPRINT TRACK/ 2X12M 15MM**

2CZST01



**GUN-EX COBRA BASIC KIT 300**

2CZ109



**BELT KIT FOR SQUAT**

2CZ1620



**BARBELL PAD HIP THRUST**

K7FI00079



**DIMENSIONS**

L 40 cm D 15 cm

**AEROBIC**

**BODY PUMP RACK/ AEROBIC WEIGHTS AND BARBELLS**

1AB309 - 2CZ1265 - 2CZ1262 - 2CZ1261 - 1BC55



**DIMENSIONS**

W 115 cm H 86 cm  
L 60 cm Wt 40 kg

**BODY PUMP BARBELL RACK / SOFT BARBELLS**

1AB308 - 1BC55



**DIMENSIONS**

W 55 cm H 125 cm  
L 130 cm Wt 27 kg

**DUMBBELLS RACK**

1AB306



**DIMENSIONS**

W 94 cm H 81 cm  
L 48 cm Wt 50 kg

**WALLBAR**

2CZ107  
2CZ108



2CZ107 180x250 cm  
2CZ108 90x250 cm

**SMART STEP PRO**

2CZ1200



**SMARTSTEP PRO (1 DECK + 4 RISERS)**

W 106 cm H 5 cm / 15 cm with 4 risers  
L 42 cm

**FIT BALL**

2CZ0055  
2CZ0056



**DIAMETER**

2CZ0055 55 cm  
2CZ0065 65 cm

**COMFORT MAT**

2CZ1530



**DIMENSIONS**

W 60 cm H 0,9 cm  
L 140 cm

**PRO BAG**

2CZ1541



**DIMENSIONS**

D 60 cm H 170cm / 185cm / 200 cm  
Wt 18 kg

**AEROBIC DUMBBELLS**

2CZ1361 - 2CZ1365



2CZ1361 1 kg  
2CZ1362 2 kg  
2CZ1363 3 kg  
2CZ1364 4 kg  
2CZ1365 5 kg



**HALF-DOOR LOCKERS / ARMADIETTI**

HORIZONTAL CUT / ANTA CORTA

2AS101

2AS102



TWO SECTIONS

FOUR SECTIONS

**HALF-DOOR LOCKERS / ARMADIETTI**

"S" CUT / TAGLIO AD "S"

2AS001

2AS002



TWO SECTIONS

FOUR SECTIONS

**MIRRORS / SPECCHI**

2AS053

2AS052



MIRROR UNIT

MIRROR

**MIRRORS / SPECCHI**

2AS054



MIRROR



**FULL-DOOR LOCKERS / ARMADIETTI**

FULL-DOOR LOCKERS / ANTA LUNGA

2AS201

2AS202



ONE SECTION

TWO SECTIONS

**CORNER LOCKERS / ARMADIETTI**

CORNER / ANGOLIERA

2AS051



**SECURITY BOXES**

CRASH HELMET HOLDER / PORTACASCHI

2AS007

2AS008



SINGLE MODULE

DOUBLE MODULE

**SECURITY BOXES**

STORAGE BOX FOR VALUABLE ITEMS / PORTAVALORI

2AS004

2AS005



SINGLE MODULE

DOUBLE MODULE

**BENCHES / PANCHE**

SMART VERSION

2AS011 (1m)

2AS013 (2m)

2AS011 + 2AS011 (1m)

2AS013 + 2AS013 (2m)



FRONT

FRONT + BACK

**BENCHES / PANCHE**

FULL VERSION

2AS010 (1m)

2AS012 (2m)

2AS010 + 2AS010 (1m)

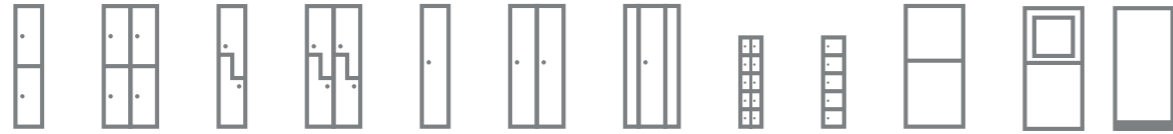
2AS012 + 2AS012 (2m)



FRONT

FRONT + BACK

## INTERIOR DESIGN YOUR SPACE



TYPE TIPOLOGIA	Half-door Anta corta		"S" shaped cut Anta ad S		Full-door Anta lunga		Corner lockers Angoliera	Storage box Portavalori	Helmet holder Portacaschi	Mirror Specchiera	Mirror unit Mob. Spec.	Mirror Specchio
Length (cm)	40	80	46,5	90,5	40	80	84	37,5   73	37,5   73	80	80	80
Height (cm)	200	200	200	200	200	200	200	162   162	162   162	192	200	191
Depth (cm)	56	56	56	56	56	56	84	39   39	39   39		54,5	
Diagonal (cm)							99					
Thickness (cm)										1,8		
Modules Moduli	2	4	2	4	1	2	1	10   20	5   10			
Shelf Mensola		X	X	X	X	X				X	X	
Electrical Outlet											X	
Interruttore										X	X	
Faretti											2	
Code Codice	2AS101L	2AS102L	2AS001L	2AS002L	2AS201L	2AS202L	2AS051L	2AS004L 2AS005L	2AS007L 2AS008L	2AS052	2AS053	2AS054



TYPE TIPOLOGIA	Smart Smart				Full Full			
Modules Modulo	front fronte	front/back fronte/retro	front fronte	front/back fronte/retro	front fronte	front/back fronte/retro	front fronte	front/back fronte/retro
Length (cm)	103	103	201	201	103	103		201
Height (cm)	45,5	45,5	45,5	45,5	179,5	179,5		179,5
Depth (cm)	40	80	40	80	43	86		86
Code Codice	2AS011	2AS011+2AS011	2AS013	2AS013+2AS013	2AS010	2AS010+2AS010	2AS012	2AS012+2AS012

### COLOURS / COLORI

#### STANDARD COLOURS



Wengè Walnut Oak Larch Darkgrey Elm Sand Graphite Silver

#### OPTIONAL COLOURS (min quantity: 10 PIECES)



Pale Blue Acid Green Orange Red Fucsia

FOR MORE  
INFORMATION  
VISIT OUR WEBSITE




## GYM FLOOR

### ECOGYM ROLL

A highly functional solution for gyms, functional areas, and spaces subject to heavy use. Made from durable, non-slip material, it ensures excellent shock absorption, comfort, and long-term durability. Ideal for high-performance sports environments.

#### BLACK ROLL

2CZC08 | W 125cm x L 800cm x H 8mm



#### BLACK + EPDM 5%


2CZC09 | W 125cm x L 800cm x H 8mm



epdm blue  
RAL 5012

epdm yellow  
RAL 1018

epdm red  
RAL 3016




epdm white  
RAL 9010


epdm green  
RAL 6017

### ECOGYM - INDOOR

2CZC02 | W 125cm x L 800cm x H 1cm  
2CZC03 | W 125cm x L 800cm x H 2cm  
2CZC04 | W 125cm x L 800cm x H 3cm



### ECOGYM - OUTDOOR



2CZC05  
50 x 50 cm

2CZC06  
50 x 100 cm

#### COLORS



black matt gray matt blue matt green brick-red



H 5 cm

### ECOGYM RAMP

2CZC10 | W 100cm x H 2cm  
2CZC13 | W 100cm x H 3cm



FOR MORE  
INFORMATION  
VISIT OUR WEBSITE



# PANATTA BRAND AMBASSADORS

Myths, Legends of Bodybuilding, and international athletes and coaches who represent and have represented the Panatta Brand Worldwide

**THE PANATTA AMBASSADORS EMBODY THE CORE VALUES OF OUR COMPANY: HONESTY, RESPECT, FRIENDSHIP, AND A DEEP PASSION FOR BODYBUILDING.**

As Rudi Panatta emphasizes, their selection is made with the goal of choosing individuals who reflect these ideals. Each Ambassador is a living example of dedication, passion, and commitment to sport and fitness.



**LEE HANEY**

8X MR. OLYMPIA



**RONNIE COLEMAN**

8X MR. OLYMPIA



**PHIL HEATH**

7X MR. OLYMPIA



**BIG RAMY**

2X MR. OLYMPIA



**HANY RAMBOD**

25X OLYMPIA WINNING COACH



**SHAWN RAY**

13X MR. OLYMPIA FINALIST



**BEHROUZ TABANI**

OLYMPIAN



**NECKZILLA**

OLYMPIAN



**MAUREEN BLANQUISCO**

2X MS. OLYMPIA



**ANGELA BORGES**

3X WORLD CHAMPION



**MOHAMED FODA**

1X DETROIT PRO CHAMPION  
1X CHICAGO PRO CHAMPION



**DIOGO MONTENEGRO**

1X ARNOLD CLASSIC



**YARISHNA AYALA**

IFBB PRO WELLNESS



**MATILDE BIAGINI**

IFBB PRO BIKINI



**BOB CICHERILLO**

WORLD CHAMPION, THE VOICE OF BODYBUILDING



**LAURALIE CHAPADOS**

MS BIKINI OLYMPIA, 3X ARNOLD CLASSIC CHAMPION



*WE INVITE YOU TO DISCOVER THESE*  
**EXTRAORDINARY ATHLETES**

who inspire millions of people, creating a global community united by the same passion.



Worldwide Fitness Company

# AFTER SALE SERVICE

**Affidabilità, Efficienza, Sicurezza.**  
Un servizio strutturato volto a garantire la soddisfazione dei nostri Clienti nel tempo.

Reliability, Efficiency, Safety. A service designed to guarantee the constant satisfaction of our customers.

FR. Fiabilité, Efficacité, Sécurité. Un service structuré pour garantir la satisfaction de nos clients dans le temps.

ES. Fiabilidad, eficiencia, seguridad. Un servicio estructurado dirigido a garantizar la satisfacción de nuestros clientes a lo largo del tiempo.

DE. Zuverlässigkeit, Effizienz, Sicherheit. Ein besonderer Service, mit dem Ziel zur dauerhaften Gewährleistung und Zufriedenheit unserer Kunden.

RU. Надёжность, эффективность, безопасность. Структурированная служба, направленная на гарантию удовлетворённости наших клиентов на протяжении всего времени.

AR.  
ثقة وكفاءة وأمان.  
خدمات منظمة تهدف إلى تلبية احتياجات العملاء مع الوقت.

## AFTER SALE SERVICES / SERVIZI DI ASSISTENZA

### RELIABLE

Panatta is a reliable partner, supporting customers with an extensive and highly organised after-sales service network.

### EFFICIENT

Panatta guarantees customers a response to their requests in 24/48 h.

### SECURE

With My Panatta Card, Panatta gives customers the possibility to monitor the status of their requests in real time and to interact with the company 24/7.

### INTERNATIONAL NETWORK OF AUTHORISED SERVICE CENTRES

Albania	Canada	Georgia	Japan	Mexico	Portugal	Syria
Algeria	China	Germany	Jordan	Moldavia	Qatar	Taiwan
Angola	Chile	Ghana	Kazakhstan	Mongolia	Romania	Thailand
Australia	Colombia	Guinea	Kosovo	Montenegro	Russian Federation	Togo
Austria	Croatia	Hong Kong	Kuwait	Morocco	Saudi Arabia	Tunisia
Azerbaijan	Cyprus	Hungary	Latvia	Netherlands	Senegal	Türkiye
Bahrain	Czech Republic	India	Lebanon	New Zealand	Serbia	Turkmenistan
Belarus	Denmark	Indonesia	Liberia	Nicaragua	Slovakia	U.K.
Belgium	Dominican Republic	Iran	Libya	Norway	Slovenia	Ukraine
Benin	Egypt	Iraq	Luxembourg	Oman	South Korea	U.A.E.
Bolivia	Finland	Ireland	Macedonia	Pakistan	Spain	U.S.A.
Bosnia ed	France	Iceland	Mali	Perù	Sweden	Uzbekistan
Herzegovina	French Polynesia	Italy	Malta	Poland	Switzerland	Vietnam
Brazil	French Antilles	Ivory Coast	Mauritius	Puerto Rico		Zambia



PANATTA CRM - ONLINE SUPPORT 24 HOURS A DAY, 7 DAYS A WEEK



ONLINE SUPPORT 24 HOURS A DAY, 7 DAYS A WEEK

WWW.PANATTASPORT.COM



# PANATTA LAYOUT

Panatta, grazie ad un team dedicato di professionisti, affianca i propri clienti nello studio e progettazione degli ambienti interni, proponendo una corretta ed efficace suddivisione degli spazi in linea con le sue esigenze.

Thanks to a dedicated team of professionals, Panatta assists customers in studying and designing interior environments, proposing the best and most effective layout of the spaces for each customer needs.

FR. Grâce à une équipe spécialisée de professionnels, Panatta aide ses clients dans la conception et la création de leurs locaux internes, en leur proposant un aménagement correct et efficace des espaces conformément à leurs besoins.

ES. Panatta, gracias a un equipo dedicado de profesionales, ayuda a sus clientes en el estudio y elaboración de los ambientes interiores, proponiendo una correcta y eficaz división de los espacios según sus necesidades.



DE. Panatta unterstützt seine Kunden mit einem Team aus Experten, bei der Entwicklung und Planung der Räumlichkeiten und schlägt eine richtige und effiziente Raumaufteilung entsprechend der Bedürfnisse vor.

RU. Благодаря состоящей из специалистов команде, компания Panatta помогает своим клиентам в разработке и проектировании внутренних помещений, предлагая правильное и эффективное разделение пространства в соответствии с собственными требованиями.


AR. تقوم شركة Panatta من خلال الاستعانة بفريق من المحترفين بمراقبة عملائها أثناء دراسة وتصميم البيئات الداخلية. وتفتتح عليهم تقسيم صحيح وفعال للمساحات ومبني على الاحتياجات المحددة للعميل.

AR.

## LAYOUT 2D



LAYOUT 3D





# PANATTA

IL DAVID MONTEROBERTO  
FITNESS CENTER  
ITALY

## **PANATTA REFERENCES**

**FITNESS CENTERS, HOTEL-SPA,  
CORPORATE, EDUCATIONAL, MILITARY,  
MEDICAL REHAB, REAL ESTATE**



RCSS RONNIE COLEMAN GYM  
CORPORATE GYM  
ORLANDO, USA



EVOGEN GYM  
HANY RAMBOD'S FITNESS CENTER  
TEXAS, USA



ON AIR  
FITNESS CHAIN  
INTERNATIONAL



POWERHOUSE GYM  
INTERNATIONAL FITNESS CHAIN  
MICHIGAN, USA



WORLD GYM INTERNATIONAL  
FITNESS CHAIN  
AUSTRALIA



GOLD'S GYM | EL SHROUK  
INTERNATIONAL FITNESS CHAIN  
EGYPT



Worldwide Fitness Company



OXYGEN  
FITNESS CHAIN  
MIDDLE EAST



JUNGLE GYM  
FITNESS CENTER  
MEXICO



SED LOGISTIQUE  
CORPORATE GYM  
FRANCE



EEMAR ADDRESS HARBOUR POINT  
LUXURY HOTELS & RESORTS  
UAE



R PADEL  
FITNESS CENTER  
FRANCE



GREEN THEORY  
FITNESS CHAIN  
ITALY



CLUB FITNESS  
FITNESS CHAIN  
USA



UNIVERSIDAD PANAMERICANA  
UNIVERSITY CAMPUS  
MEXICO



Worldwide Fitness Company



ABSOLUTE RECOMP  
FITNESS CHAIN  
USA



CLUB CAMPESTRE AGUASCALIENTES  
FITNESS CENTER  
MEXICO



THE REALM  
FITNESS CENTER  
CANADA



MOSAIC MY HEALTH  
REHAB CENTER  
RUSSIA, UAE, MONTENEGRO,  
PRINCIPALITY OF MONACO



Worldwide Fitness Company



ATHENA 2.0  
FITNESS CENTER  
ITALY



REVO SPORT  
FITNESS CHAIN  
PERÙ



MR BIG  
FITNESS CENTER  
PORTUGAL



FENIX GYM  
FITNESS CENTER  
ITALY



Worldwide Fitness Company



ACTION FIT  
FITNESS CHAIN  
ITALY



GYM SUPPAN  
FITNESS CENTER  
NETHERLANDS



FITNER GYM  
FITNESS CENTER  
SPAIN



RED GYM  
FITNESS CENTER  
SOUTH KOREA



Worldwide Fitness Company



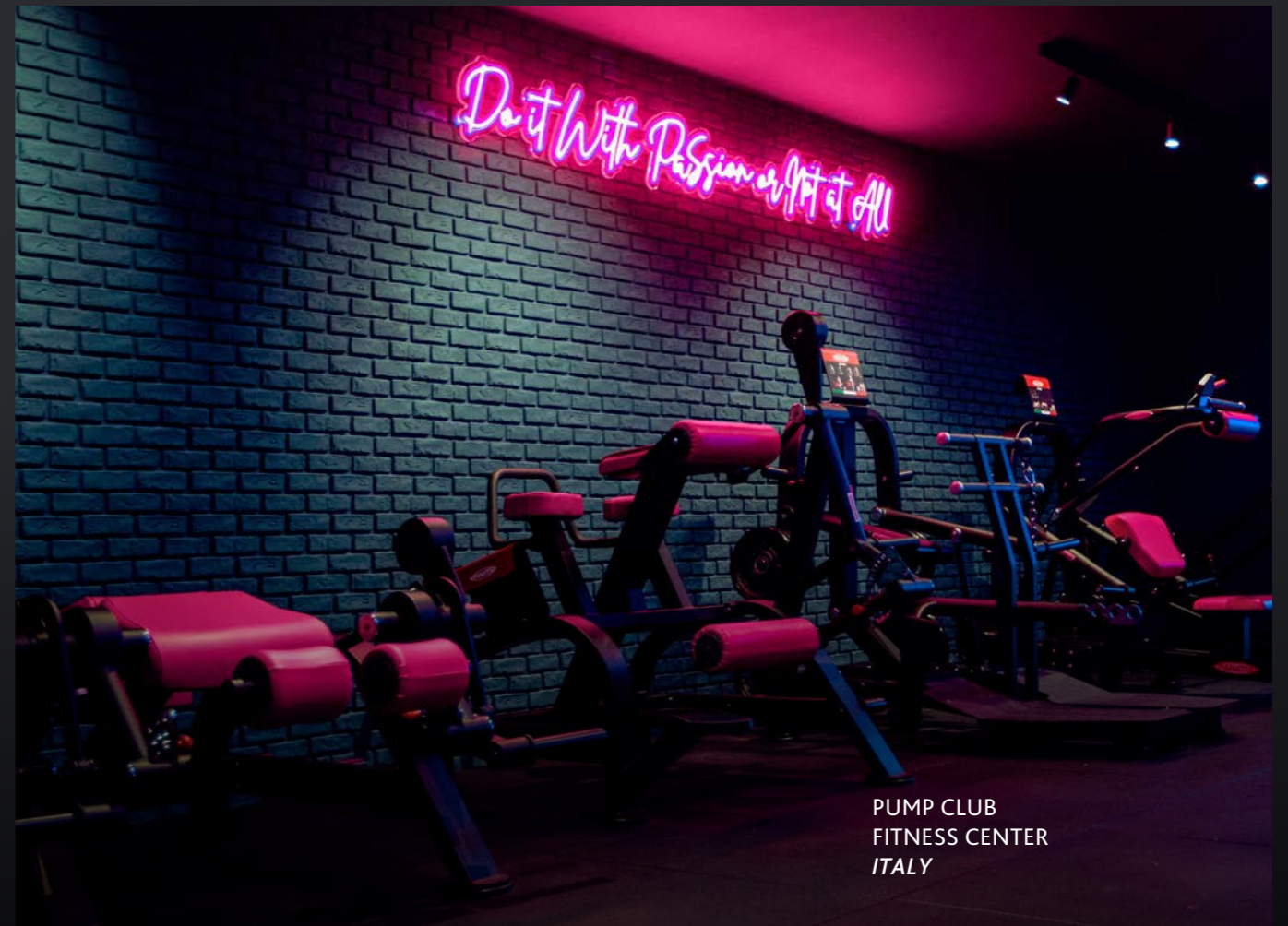
TAIFUN  
FITNESS CENTER  
GERMANY



ONEGYM  
FITNESS CHAIN  
UK



CULT FITNESS  
FITNESS CENTER  
USA



PUMP CLUB  
FITNESS CENTER  
ITALY



TITI BATU UBUD CLUB  
HOTEL  
INDONESIA



LALILA BLUE RESORT  
LUXURY HOTEL  
TÜRKIYE



ZONGO FITNESS CLUB  
FITNESS CENTER  
ITALY



GROUND FITNESS  
FITNESS CENTER  
DENMARK




MILLION GYM  
FITNESS CENTER  
SOUTH KOREA



MINDFIT  
FITNESS CHAIN  
CHILE



CARCARILLE GORDES  
HOTEL  
FRANCE



CARLTON CANNES  
LUXURY HOTEL  
FRANCE





VIDA HOTELS DUBAI  
HOTEL  
UAE



PROBODYTECH EMPIRE GYMS  
FITNESS CENTERS  
MIAMI, USA



LOS CAMPEONES GYM  
FITNESS CHAIN  
USA



THE FITNESS COMPOUND GYMS  
FITNESS CENTERS  
USA



IRONBERG GYMS  
FITNESS CHAIN  
BRAZIL



GYM U BY DAVID BARTON  
FITNESS CENTER  
NEW YORK, USA



AL KASR SAHL HASHEESH  
5 STARS HOTEL CHAIN  
EGYPT



VITALITY FITNESS  
FITNESS CENTER  
VANCOUVER, CANADA



Worldwide Fitness Company

# ATELIER PANATTA

## PADDINGS

### THE PERFECT MACHINE


Panatta gives you the opportunity to customise your equipment, proposing over 2.000 different colour combinations (frame/padding).

You will also be able to have your centre's logo embroidered onto the product, making it both unique and exclusive.



**STANDARD**

Single coloured padding.



**EXCLUSIVE**

/OPTIONAL  
Single coloured padding. Personalization of stitching and lateral border with the following colors: Red, Black and Silver. Other colors availables on demand / optional.



**RACING**

/OPTIONAL  
Outer part matt black. Central part with striped texture with the following colors: Red, Black and Silver. Other colors availables on demand / optional.



**ONLY BORDER**

/OPTIONAL  
Single coloured padding. Personalization of lateral border with the following colors: Red, Black and Silver. Other colors availables on demand / optional.



**SPECIAL EDITION**

/OPTIONAL  
Two kinds of black padding. Personalization of stitching and lateral border with the following colors: Red, Black and Silver. Other colors availables on demand / optional.



## LOGO / OPTIONAL


POSSIBILITY OF CUSTOMIZED PADDING WITH YOUR LOGO.

### FRONT



LOGO ON THE FRONT PART OF THE PADDING.  
Max dimensions of the front logo (LxH): 14x14 cm


### LATERAL




LOGO ON THE LATERAL PART OF THE PADDING.  
Max dimensions of the lateral logo (LxH): 20x4 cm

CODE	TEXTURE	FRONT	LATERAL
D	STANDARD	✓	✓
S	SPECIAL	⊖	✓
A	EXCLUSIVE	⊖	✓
L	ONLY BORDER	✓	✓
RN	RACING	⊖	✓

## PADDING COLOURS




BLACK




SOFT TOUCH BLACK




SILVER




PEARL GREY



RUBY



BROWN



RED



ORANGE



BALTIC




BLUE



GREEN



ARMY GREEN



CASHMERE






YELLOW



GOLD

# ATELIER PANATTA

CUSTOMIZED  
PRODUCTIONS



# FRAME COLOURS



## LEG EXTENSION

GRAPHITE FRAME  
YELLOW MOVING PARTS

Two optional:  
 ✓ EXCLUSIVE PADDING  
 ✓ BICOLORED FRAME

## FRAME COLOURS

### STANDARD COLOURS



GRAPHITE



GLOSSY SILVER



GLOSSY WHITE



MATTE WHITE (TEXTURED)

### OPTIONAL COLOURS / 1



RED



MATTE RED (TEXTURED)



YELLOW



MATTE SKY BLUE (TEXTURED)



GLOSSY BLACK



MATTE BLACK (TEXTURED)



MATTE ARMY GREEN (TEXTURED)

### OPTIONAL COLOURS / 2



ORANGE




PINK



GREEN

### OPTIONAL COLOURS / 3



GOLD

# FRAME / ONE ONLY COLOUR

CHOOSE YOUR FAVORITE COLOUR

294

PANATTA - ATELIER



# BICOLOURED FRAME / OPTIONAL

OPTIONAL AVAILABLE ONLY FOR MONOLITH, FANTASTIC AND FREEWEIGHT LINES



ROSSOPURO

Rudy Panatta



Worldwide Fitness Company





[www.panattasport.com](http://www.panattasport.com)

**DESIGNED AND MADE IN ITALY**

#### ITALY

Panatta Srl  
Via Madonna della Fonte 3/C  
62021 Apiro (MC) Italy  
Tel. ☎ +39 0733 611824  
[info@panattasport.it](mailto:info@panattasport.it)

#### FRANCE

Panatta France S.A.R.L.  
30 Rue de l'Industrie  
92563 Rueil-Malmaison  
Tél. +33 (0) 1 41 39 00 40  
☎ +33 (0) 6 72 08 33 87  
[infofr@panattasport.it](mailto:infofr@panattasport.it)

[www.panattasport.com](http://www.panattasport.com)

 [@panattasport](#)

 [@panattaofficial](#)

 [panattaofficial](#)

 [Panatta](#)

 [panatta\\_official](#)



Panatta® reserves the right to modify its products and documentation at any time without prior notice. All Panatta® brand and patents are owned by Panatta s.r.l. in Italy and abroad. Panatta 2026® Copyright. The accessories (dumbbells, discs and barbells) are always placed as decorum therefore not included in the machine. All DFC structures (indoor and outdoor) must be firmly fixed to the ground/wall with suitable fasteners. Fastening will be the responsibility of the customer and Panatta cannot be held responsible for any damage to persons or property caused by the use of these devices. Panatta cannot in any way be held responsible for damage to property or persons resulting from incorrect fixing.

Panatta® si riserva il diritto di modificare i prodotti e la documentazione senza obbligo di preavviso. I marchi ed i brevetti Panatta® sono di proprietà della Panatta s.r.l. in Italia e all'estero. © Copyright Panatta 2026. Gli accessori (manubri, dischi, bilancieri) sono sempre inseriti come decoro e quindi non sono inclusi nella macchina. Tutte le strutture DFC (indoor ed outdoor) dovranno essere saldamente fissate a terra/parete con idonei dispositivi di fissaggio. Il fissaggio sarà a completa cura del cliente e l'azienda Panatta non potrà in nessun modo essere chiamata in causa per danni a cose o persone rivenienti dall'erroneo fissaggio.

DPGEN.10000.IT.EN.DE.ES.RU.AR.26